


Miniature Series

Perfect safety and Easy installation



LV & MV Circuit Breakers

CONTENTS

4 Features

Miniature Circuit Breaker

8 Features

10 Ratings

12 HiBD125 / 10kA 125AF 63-125A

13 HiBD63h / 10kA 63AF 1-63A

16 HiBD63-N / 6kA 1-63A

19 HiBD63-NS / 4.5/6kA 1 pole size 1P+N 1-40A

20 HiBD63-S / 4.5kA 1-63A

22 HiBD63-E / 3kA 1-63A

24 Accessories

Miniature Switch Disconnecter

27 Features

28 HiSD125 / 16-125A

Residual Current Circuit Breaker

30 Features

33 Ratings

35 HiRC100-N / 63-100A 30-500mA

36 HiRC63-N / 16-63A 30-500mA

38 HiRC63 / 16-63A 30-500mA

40 HiRO40 / 4.5kA 1-40A 10-500mA (AC type only)

42 HiRD125 / 10kA 63-125A 10-500mA (AC type only)

46 HiRD63 / 6kA 40-63A 10-500mA (AC type only)

49 HiRD32 / 6kA 1-32A 10-500mA (AC type only)

Mini Breaker

57 Ratings

59 HBD breaker & Mini molded case circuit breaker

60 HBD breaker / 5-10kA 10-100A

63 HiBC breaker / 30AF 1.5kA 10-30A

Handling Instruction & Inspection and Maintenance

66 Handling instruction

68 Inspection and Maintenance

HYUNDAI Miniature Series . . .

HYUNDAI Miniature Series, as an integral part of Hyundai L/V & M/V circuit breakers and contactors, offer the complete solution against overload, short-circuit and earth leakage current as well as system monitoring, and can be applied to residential, commercial and industrial sectors.

To satisfy clients requirements, HYUNDAI Miniature Series are focused on safety, ease of installation and user-friendliness with high reliability qualified by international test authorities based on IEC standards.



For your safety!



Features

Complete solution for residential, commercial and industrial applications


HiBD type miniature circuit breaker

- overload and short-circuit protection
- 3, 4.5, 6, 10kA at AC240/415V
- 1, 2, 3, 4, 5, 6, 10, 13, 15, 16, 20, 25, 32, 40, 50, 63, 80, 100, 125A
- 1, 2, 3, 4, 1+N, 3+N pole
- B, C, D curve
- auxiliary switch, trip alarm switch, shunt trip, under voltage trip, pad lock



HiSD type miniature switch disconnecter

- isolation
- 16, 32, 40, 63, 80, 100, 125A
- 1, 2, 3, 4 pole



HiRO and HiRD type residual current circuit breaker with overcurrent protection

- overload and short-circuit protection
- earth leakage protection
- 4.5, 6, 10kA at AC240/415V
- 1, 2, 3, 4, 5, 6, 10, 13, 15, 16, 20, 25, 32, 40, 50, 63, 80, 100, 125A
- 10, 30, 100, 300, 500mA
- 1+N, 2, 3, 3+N, 4 pole
- B, C, D curve
- AC type



HiRC type residual current circuit breaker

- earth leakage protection
- 16, 25, 32, 40, 63, 80, 100A
- 30, 100, 300, 500mA
- 2, 4 pole
- AC, A type


Mini breaker

- overload, short-circuit and earth leakage protection
- 1.5, 2.5, 5, 10kA at AC220/240V
- 10, 15, 20, 30, 40, 50, 60, 70, 80, 90, 100A
- 1, 2, 3 pole
- plastic case for HiBC32S breaker
- plug-in and lug-to-lug type for HBD breaker

Features


► Unified appearance

- Same height and depth as well as design
- Same HYUNDAI carving in left side



► Perfect safety

- Padlock in ON/OFF position
- Untouchable terminal complying with IP20
- Test button for earth leakage current
- Special plastic case




► Easy installation

- 35mm DIN-rail mountable structure
- Same terminal position of each model



► Reliable quality approved by international test authorities

- DEKRA(KEMA)
- GOST-R
- TSE
- BV
- CE
- IRAM





MCB

MINIATURE CIRCUIT BREAKER

Features

| Application |

Hyundai HiBD type miniature circuit breakers are mainly used to protect against overload and short-circuit under the alternating current 50/60Hz, rated voltage AC240V or AC415V and with rated current 1 to 125A.

The double point direct moving structure enlarges the current capacity while making full use of the electrical power supplement. In addition, power reserving handle mechanism with high on/off speed to promotes reliability.

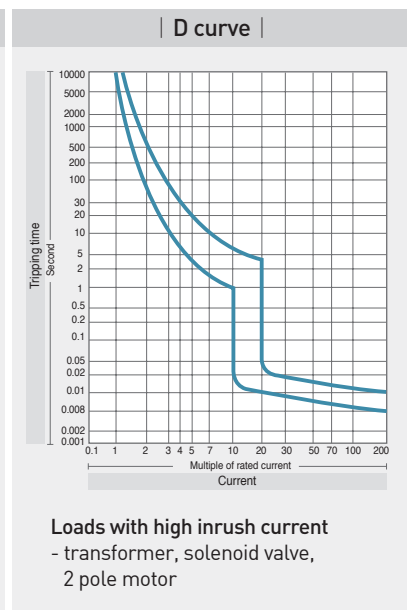
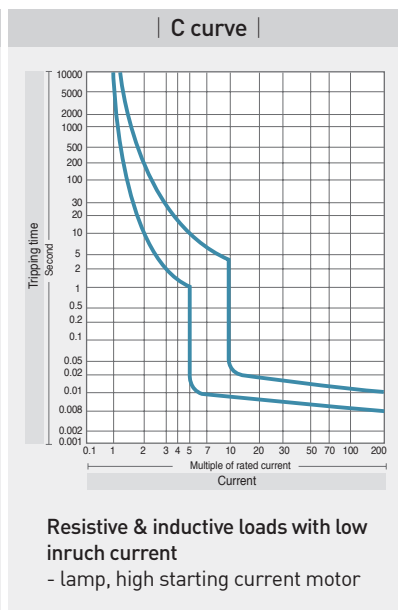
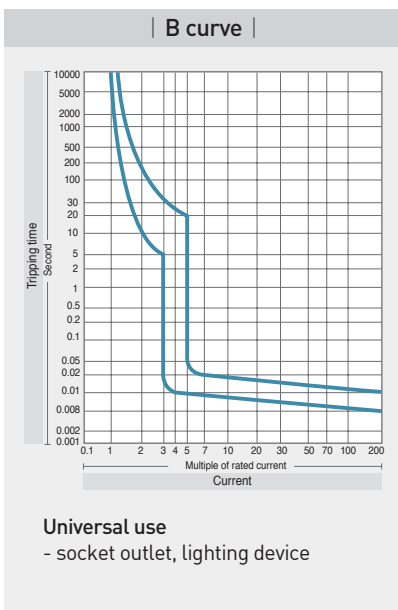
HiBD type breakers can also be used for infrequent on/off switching electric equipment and lighting circuit in normal case. All products comply with IEC/EN standard, and can be applied to industry, commerce, high-rise buildings, household and other similar installations.

| Features |

- **Current limiting structure**
- **High quality materials against fire, high temperature rise and shock**
- **Clear ON/OFF indicator**
- **Double terminal connection by cable or bus bar**

| Tripping characteristic |

Curve	Rated current	Condition						
		Thermal release			Tripping time	Thermal release		
		Conventional		Holding current		Tripping current	Tripping time	
Non-tripping	Tripping	Tripping time						
B	6-63A	1.13×In		>1h	3×In	5×In	>0.1sec.	
			1.45×In	<1h			<0.1sec.	
C	0.5-63A	1.13×In		>1h	5×In	10×In	>0.1sec.	
			1.45×In	<1h			<0.1sec.	
D	0.5-63A	1.13×In		>1h	10×In	20×In	>0.1sec.	
			1.45×In	<1h			<0.1sec.	




| Temperature derating table |

Rated current (A)	Correction factor for ambient temperature											
	-40°C	-30°C	-20°C	-10°C	0°C	10°C	20°C	30°C	40°C	50°C	60°C	70°C
1	1.33	1.29	1.25	1.2	1.15	1.11	1.05	1	0.94	0.88	0.82	0.75
2	2.67	2.58	2.49	2.4	2.31	2.21	2.11	2	1.89	1.76	1.63	1.49
3	4	3.9	3.7	3.6	3.5	3.3	3.2	3	2.8	2.6	2.4	2.2
4	5.3	5.2	5	4.8	4.6	4.4	4.2	4	3.8	3.5	3.3	3
5	6.7	6.5	6.31	6.1	5.8	5.5	5.25	5	4.7	4.3	4	3.7
6	8	7.7	7.5	7.2	6.9	6.6	6.3	6	5.7	5.3	4.9	4.5
10	13.3	12.9	12.5	12	11.5	11.1	10.5	10	9.4	8.8	8.2	7.5
13	17.3	16.8	16.2	15.6	15	14.4	13.7	13	12.3	11.5	10.6	9.7
15	19.5	18.7	18	17.4	16.7	16.1	15.6	15	14.2	13.1	12	11
16	21.3	20.7	20	19.2	18.5	17.7	16.9	16	15.1	14.1	13.1	11.9
20	26.7	25.8	24.9	24	23.1	22.1	21.1	20	18.9	17.6	16.3	14.9
25	33.3	32.3	31.2	30	28.9	27.6	26.4	25	23.6	22	20.4	18.6
32	42.7	41.3	39.9	38.5	37	35.4	33.7	32	30.2	28.2	26.1	23.9
40	53.3	51.6	49.9	48.1	46.2	44.2	42.2	40	37.7	35.3	32.7	29.8
50	66.7	64.5	62.4	60.1	57.7	55.3	52.7	50	47.1	44.1	40.8	37.3
63	84	81.3	78.6	75.7	72.7	69.6	66.4	63	59.4	55.6	51.4	47

| Appearance |


■ HiBD125 / 10kA 63-125A




■ HiBD63h / 10kA 1-63A






■ HiBD63-N / 6kA 1-63A ■ HiBD63-S / 4.5kA 1-63A ■ HiBD63-E / 3kA 1-63A






■ HiBD63-NS / 6kA 1-25A, 4.5kA 32-40A



Ratings

Model		HiBD125	HiBD63h	HiBD63-N	
Figure					
Standard		IEC/EN60947-2	IEC/EN60898	IEC/EN60898	
Number of poles (P)		1, 2, 3, 4, 1+N, 3+N	1, 2, 3, 4, 1+N, 3+N	1, 2, 3, 4, 1+N, 3+N	
Rated current [In] [A]		63, 80, 100, 125	1, 2, 3, 4, 5, 6, 10, 13, 15, 16, 20, 25, 32, 40, 50, 63	1, 2, 3, 4, 5, 6, 10, 13, 15, 16, 20, 25, 32, 40, 50, 63	
Rated insulation voltage [Ui] [V]		AC500	AC500	AC500	
Rated operational voltage [Ue] [V]		AC240/415 ¹⁾	AC240/415 ¹⁾	AC240/415 ¹⁾	
Rated impulse withstand voltage [Uimp] [kV]		5	4	4	
Rated frequency [Hz]		50/60	50/60	50/60	
Rated conditional short-circuit current [kA]		10	10	6	
Breaking power [Icn] (kA r.m.s.)	IEC60898	AC220/240V	10	6	
		AC380V	10	6	
		AC400/460V	10	6	
Rated short-circuit breaking capacity [Icu] (kA r.m.s.)	IEC60947-2	AC220/240V	25	20	
		AC400/460V	15	10	
		DC24V	30	20	
		DC60V	15	10	
	Ics [= % Icu]	75	75	100	
Tripping characteristic (curve)		B, C, D	B, C, D	B, C, D	
Durability (times)	Electrical	10,000	10,000	10,000	
	Mechanical	20,000	20,000	20,000	
	Operating frequency per hour	120	120	120	
Protection degree		IP20	IP20	IP20	
Pollution degree		3	3	3	
Reference temperature for setting of thermal element [°C]		30	30	30	
Ambient temperature (with daily average ≤ +35°C) [°C]		-25 to +55	-25 to +55	-25 to +55	
Storage temperature [°C]		-40 to +70	-40 to +70	-40 to +70	
Terminal size of top/bottom	for cable	IEC (mm ²)	50	25	25
		UL/CSA (AWG)	0	4	4
	for bus bar	IEC (mm ²)	50	25	25
		UL/CSA (AWG)	0	4	4
Tightening torque [Nm]		2.5	2.5	2.5	
Mounting		35mm DIN-rail	35mm DIN-rail	35mm DIN-rail	
Accessories	Auxiliary switch	○	○	○	
	Trip alarm switch	○	○	○	
	Shunt trip	○	○	○	
	Shunt trip & Auxiliary switch	○	○	○	
	Under voltage trip	○	○	○	
	Pad lock	-	○	○	
Weight (kg)	1P	0.16	0.09	0.09	
	2P	0.32	0.19	0.19	
	3P	0.48	0.29	0.29	
	4P	0.64	0.38	0.38	
	1P+N	0.32	0.19	0.19	
	3P+N	0.64	0.38	0.38	
Dimensions (mm) (W×H×D)	1P	26.7×80×73.5	17.5×80×73.5	17.5×80×73.8	
	2P	53.4×80×73.5	35×80×73.5	35×80×73.8	
	3P	80.1×80×73.5	52.5×80×73.5	52.5×80×73.8	
	4P	106.9×80×73.5	70×80×73.5	70×80×73.8	
	1P+N	53.4×80×73.5	35×80×73.5	35×80×73.8	
	3P+N	106.9×80×73.5	70×80×73.5	70×80×73.8	

※1) AC415V is not applicable for 1P and 1P+N breaker.

Model		HiBD63-NS	HiBD63-S	HiBD63-E	
Figure					
Standard		IEC/EN60898	IEC/EN60898	IEC/EN60898	
Number of poles (P)		1+N (1 pole size)	1, 2, 3, 4	1, 2, 3, 4	
Rated current [In] [A]		1,2,3,4,6,10,13,16,20,25,32,40	1,2,3,4,5,6,10,13,15,16,20,25,32,40,50,63	1,2,3,4,5,6,10,13,15,16,20,25,32,40,50,63	
Rated insulation voltage [Ui] [V]		AC500	AC500	AC500	
Rated operational voltage [Ue] [V]		AC240	AC240/415 ¹⁾	AC240/415 ¹⁾	
Rated impulse withstand voltage [Uimp] [kV]		3	4	4	
Rated frequency (Hz)		50/60	50/60	50/60	
Rated conditional short-circuit current [ka]		6 (1-25A), 4.5 (32-40A)	4.5	3	
Breaking power [Icn] [ka r.m.s.]	IEC60898	AC220/240V	6 (1-25A), 4.5 (32-40A)	4.5	
		AC380V	6 (1-25A), 4.5 (32-40A)	4.5	
		AC400/460V	6 (1-25A), 4.5 (32-40A)	4.5	
Rated short-circuit breaking capacity [Icu] [ka r.m.s.]	IEC60947-2	AC220/240V	20	15	
		AC400/460V	10	7.5	
		DC24V	20	15	
		DC60V	10	7.5	
	DC110V	10	7.5	6	
Ics [= % Icu]		100	100	100	
Tripping characteristic (curve)		B, C	B, C	B, C	
Durability (times)	Electrical	10,000	10,000	10,000	
	Mechanical	20,000	20,000	20,000	
	Operating frequency per hour	120	120	120	
Protection degree		IP20	IP20	IP20	
Pollution degree		3	3	3	
Reference temperature for setting of thermal element [°C]		30	30	30	
Ambient temperature (with daily average ≤ +35°C) [°C]		-25 to +55	-25 to +55	-25 to +55	
Storage temperature [°C]		-40 to +70	-40 to +70	-40 to +70	
Terminal size of top/bottom	for cable	IEC [mm ²]	16	25	25
		UL/CSA [AWG]	6	4	4
	for bus bar	IEC [mm ²]	16	25	25
		UL/CSA [AWG]	6	4	4
Tightening torque (Nm)		2.0	2.5	2.5	
Mounting		35mm DIN-rail	35mm DIN-rail	35mm DIN-rail	
Accessories	Auxiliary switch	○	○	○	
	Trip alarm switch	○	○	○	
	Shunt trip	○	○	○	
	Shunt trip & Auxiliary switch	○	○	○	
	Under voltage trip	○	○	○	
	Pad lock	○	○	○	
Weight (kg)	1P	-	0.09	0.09	
	2P	-	0.19	0.19	
	3P	-	0.29	0.29	
	4P	-	0.38	0.38	
	1P+N	0.1	-	-	
Dimensions (mm) (W×H×D)	1P	-	17.5×80×73.8	17.5×80×73.8	
	2P	-	35×80×73.8	35×80×73.8	
	3P	-	52.5×80×73.8	52.5×80×73.8	
	4P	-	70×80×73.8	70×80×73.8	
	1P+N	18×80×74	-	-	

※1) AC415V is not applicable for 1P and 1P+N breaker.

HiBD125 / 10kA 125AF 63-125A

Standard Protection Specification	IEC/EN60947-2	Dimensions	
	overload, short-circuit 10kA at AC240/415V - AC240V (1P, 1P+N), AC240/415V - Ics = 75% Icu 63, 80, 100, 125A 1, 2, 3, 4, 1+N, 3+N pole B, C, D curve		
Accessory	auxiliary switch, trip alarm switch, shunt trip, shunt trip & auxiliary switch, under voltage trip		

Order information

HiBD125

Rating	Code			Unit (EA)	Category			
	B curve	C curve	D curve					
 10kA, 1P		63A	HIBD125 1PMBS0000C 00063	HIBD125 1PMCS0000C 00063	HIBD125 1PMDS0000C 00063	80	MCB	M7
		80A	HIBD125 1PMBS0000C 00080	HIBD125 1PMCS0000C 00080	HIBD125 1PMDS0000C 00080			
		100A	HIBD125 1PMBS0000C 00100	HIBD125 1PMCS0000C 00100	HIBD125 1PMDS0000C 00100			
		125A	HIBD125 1PMBS0000C 00125	HIBD125 1PMCS0000C 00125	HIBD125 1PMDS0000C 00125			
 10kA, 2P		63A	HIBD125 2PMBS0000C 00063	HIBD125 2PMCS0000C 00063	HIBD125 2PMDS0000C 00063	40	MCB	M7
		80A	HIBD125 2PMBS0000C 00080	HIBD125 2PMCS0000C 00080	HIBD125 2PMDS0000C 00080			
		100A	HIBD125 2PMBS0000C 00100	HIBD125 2PMCS0000C 00100	HIBD125 2PMDS0000C 00100			
		125A	HIBD125 2PMBS0000C 00125	HIBD125 2PMCS0000C 00125	HIBD125 2PMDS0000C 00125			
 10kA, 3P		63A	HIBD125 3PMBS0000C 00063	HIBD125 3PMCS0000C 00063	HIBD125 3PMDS0000C 00063	20	MCB	M7
		80A	HIBD125 3PMBS0000C 00080	HIBD125 3PMCS0000C 00080	HIBD125 3PMDS0000C 00080			
		100A	HIBD125 3PMBS0000C 00100	HIBD125 3PMCS0000C 00100	HIBD125 3PMDS0000C 00100			
		125A	HIBD125 3PMBS0000C 00125	HIBD125 3PMCS0000C 00125	HIBD125 3PMDS0000C 00125			
 10kA, 4P		63A	HIBD125 4PMBS0000C 00063	HIBD125 4PMCS0000C 00063	HIBD125 4PMDS0000C 00063	20	MCB	M7
		80A	HIBD125 4PMBS0000C 00080	HIBD125 4PMCS0000C 00080	HIBD125 4PMDS0000C 00080			
		100A	HIBD125 4PMBS0000C 00100	HIBD125 4PMCS0000C 00100	HIBD125 4PMDS0000C 00100			
		125A	HIBD125 4PMBS0000C 00125	HIBD125 4PMCS0000C 00125	HIBD125 4PMDS0000C 00125			
 10kA, 1P+N		63A	HIBD125 1NMBS0000C 00063	HIBD125 1NMCS0000C 00063	HIBD125 1NMDS0000C 00063	40	MCB	M7
		80A	HIBD125 1NMBS0000C 00080	HIBD125 1NMCS0000C 00080	HIBD125 1NMDS0000C 00080			
		100A	HIBD125 1NMBS0000C 00100	HIBD125 1NMCS0000C 00100	HIBD125 1NMDS0000C 00100			
		125A	HIBD125 1NMBS0000C 00125	HIBD125 1NMCS0000C 00125	HIBD125 1NMDS0000C 00125			
 10kA, 3P+N		63A	HIBD125 3NMBS0000C 00063	HIBD125 3NMCS0000C 00063	HIBD125 3NMDS0000C 00063	20	MCB	M7
		80A	HIBD125 3NMBS0000C 00080	HIBD125 3NMCS0000C 00080	HIBD125 3NMDS0000C 00080			
		100A	HIBD125 3NMBS0000C 00100	HIBD125 3NMCS0000C 00100	HIBD125 3NMDS0000C 00100			
		125A	HIBD125 3NMBS0000C 00125	HIBD125 3NMCS0000C 00125	HIBD125 3NMDS0000C 00125			

HiBD63h / 10kA 63AF 1-63A

Standard Protection Specification	IEC/EN60898 overload, short-circuit 10kA at AC240/415V - AC240V (1P, 1P+N), AC240/415V - Ics = 75% Icu 1, 2, 3, 4, 5, 6, 10, 13, 15, 16, 20, 25, 32, 40, 50, 63A 1, 2, 3, 4, 1+N, 3+N pole B, C, D curve	Dimensions	
	Accessory auxiliary switch, trip alarm switch, shunt trip, shunt trip & auxiliary switch, under voltage trip, pad lock		





Order information

HiBD63h

Rating	Code			Unit (EA)	Category		
	B curve	C curve	D curve				
 10kA, 1P	1A	HIBD63H 1PMBS0000C 00001	HIBD63H 1PMCS0000C 00001	HIBD63H 1PMDS0000C 00001	120	MCB	M7
	2A	HIBD63H 1PMBS0000C 00002	HIBD63H 1PMCS0000C 00002	HIBD63H 1PMDS0000C 00002			
	3A	HIBD63H 1PMBS0000C 00003	HIBD63H 1PMCS0000C 00003	HIBD63H 1PMDS0000C 00003			
	4A	HIBD63H 1PMBS0000C 00004	HIBD63H 1PMCS0000C 00004	HIBD63H 1PMDS0000C 00004			
	5A	HIBD63H 1PMBS0000C 00005	HIBD63H 1PMCS0000C 00005	HIBD63H 1PMDS0000C 00005			
	6A	HIBD63H 1PMBS0000C 00006	HIBD63H 1PMCS0000C 00006	HIBD63H 1PMDS0000C 00006			
	10A	HIBD63H 1PMBS0000C 00010	HIBD63H 1PMCS0000C 00010	HIBD63H 1PMDS0000C 00010			
	13A	HIBD63H 1PMBS0000C 00013	HIBD63H 1PMCS0000C 00013	HIBD63H 1PMDS0000C 00013			
	15A	HIBD63H 1PMBS0000C 00015	HIBD63H 1PMCS0000C 00015	HIBD63H 1PMDS0000C 00015			
	16A	HIBD63H 1PMBS0000C 00016	HIBD63H 1PMCS0000C 00016	HIBD63H 1PMDS0000C 00016			
	20A	HIBD63H 1PMBS0000C 00020	HIBD63H 1PMCS0000C 00020	HIBD63H 1PMDS0000C 00020			
	25A	HIBD63H 1PMBS0000C 00025	HIBD63H 1PMCS0000C 00025	HIBD63H 1PMDS0000C 00025			
	32A	HIBD63H 1PMBS0000C 00032	HIBD63H 1PMCS0000C 00032	HIBD63H 1PMDS0000C 00032			
	40A	HIBD63H 1PMBS0000C 00040	HIBD63H 1PMCS0000C 00040	HIBD63H 1PMDS0000C 00040			
	50A	HIBD63H 1PMBS0000C 00050	HIBD63H 1PMCS0000C 00050	HIBD63H 1PMDS0000C 00050			
63A	HIBD63H 1PMBS0000C 00063	HIBD63H 1PMCS0000C 00063	HIBD63H 1PMDS0000C 00063				
 10kA, 2P	1A	HIBD63H 2PMBS0000C 00001	HIBD63H 2PMCS0000C 00001	HIBD63H 2PMDS0000C 00001	60	MCB	M7
	2A	HIBD63H 2PMBS0000C 00002	HIBD63H 2PMCS0000C 00002	HIBD63H 2PMDS0000C 00002			
	3A	HIBD63H 2PMBS0000C 00003	HIBD63H 2PMCS0000C 00003	HIBD63H 2PMDS0000C 00003			
	4A	HIBD63H 2PMBS0000C 00004	HIBD63H 2PMCS0000C 00004	HIBD63H 2PMDS0000C 00004			
	5A	HIBD63H 2PMBS0000C 00005	HIBD63H 2PMCS0000C 00005	HIBD63H 2PMDS0000C 00005			
	6A	HIBD63H 2PMBS0000C 00006	HIBD63H 2PMCS0000C 00006	HIBD63H 2PMDS0000C 00006			
	10A	HIBD63H 2PMBS0000C 00010	HIBD63H 2PMCS0000C 00010	HIBD63H 2PMDS0000C 00010			
	13A	HIBD63H 2PMBS0000C 00013	HIBD63H 2PMCS0000C 00013	HIBD63H 2PMDS0000C 00013			
	15A	HIBD63H 2PMBS0000C 00015	HIBD63H 2PMCS0000C 00015	HIBD63H 2PMDS0000C 00015			
	16A	HIBD63H 2PMBS0000C 00016	HIBD63H 2PMCS0000C 00016	HIBD63H 2PMDS0000C 00016			
	20A	HIBD63H 2PMBS0000C 00020	HIBD63H 2PMCS0000C 00020	HIBD63H 2PMDS0000C 00020			
	25A	HIBD63H 2PMBS0000C 00025	HIBD63H 2PMCS0000C 00025	HIBD63H 2PMDS0000C 00025			
	32A	HIBD63H 2PMBS0000C 00032	HIBD63H 2PMCS0000C 00032	HIBD63H 2PMDS0000C 00032			
	40A	HIBD63H 2PMBS0000C 00040	HIBD63H 2PMCS0000C 00040	HIBD63H 2PMDS0000C 00040			
	50A	HIBD63H 2PMBS0000C 00050	HIBD63H 2PMCS0000C 00050	HIBD63H 2PMDS0000C 00050			
63A	HIBD63H 2PMBS0000C 00063	HIBD63H 2PMCS0000C 00063	HIBD63H 2PMDS0000C 00063				





HiBD63h / 10kA 63AF 1-63A

■ Order information

Rating	Code			Unit (EA)	HiBD63h Category		
	B curve	C curve	D curve		MCB	M7	
  10kA, 3P	1A	HIBD63H 3PMBS0000C 00001	HIBD63H 3PMCS0000C 00001	HIBD63H 3PMDS0000C 00001	40	MCB	M7
	2A	HIBD63H 3PMBS0000C 00002	HIBD63H 3PMCS0000C 00002	HIBD63H 3PMDS0000C 00002			
	3A	HIBD63H 3PMBS0000C 00003	HIBD63H 3PMCS0000C 00003	HIBD63H 3PMDS0000C 00003			
	4A	HIBD63H 3PMBS0000C 00004	HIBD63H 3PMCS0000C 00004	HIBD63H 3PMDS0000C 00004			
	5A	HIBD63H 3PMBS0000C 00005	HIBD63H 3PMCS0000C 00005	HIBD63H 3PMDS0000C 00005			
	6A	HIBD63H 3PMBS0000C 00006	HIBD63H 3PMCS0000C 00006	HIBD63H 3PMDS0000C 00006			
	10A	HIBD63H 3PMBS0000C 00010	HIBD63H 3PMCS0000C 00010	HIBD63H 3PMDS0000C 00010			
	13A	HIBD63H 3PMBS0000C 00013	HIBD63H 3PMCS0000C 00013	HIBD63H 3PMDS0000C 00013			
	15A	HIBD63H 3PMBS0000C 00015	HIBD63H 3PMCS0000C 00015	HIBD63H 3PMDS0000C 00015			
	16A	HIBD63H 3PMBS0000C 00016	HIBD63H 3PMCS0000C 00016	HIBD63H 3PMDS0000C 00016			
	20A	HIBD63H 3PMBS0000C 00020	HIBD63H 3PMCS0000C 00020	HIBD63H 3PMDS0000C 00020			
	25A	HIBD63H 3PMBS0000C 00025	HIBD63H 3PMCS0000C 00025	HIBD63H 3PMDS0000C 00025			
	32A	HIBD63H 3PMBS0000C 00032	HIBD63H 3PMCS0000C 00032	HIBD63H 3PMDS0000C 00032			
	40A	HIBD63H 3PMBS0000C 00040	HIBD63H 3PMCS0000C 00040	HIBD63H 3PMDS0000C 00040			
	50A	HIBD63H 3PMBS0000C 00050	HIBD63H 3PMCS0000C 00050	HIBD63H 3PMDS0000C 00050			
	63A	HIBD63H 3PMBS0000C 00063	HIBD63H 3PMCS0000C 00063	HIBD63H 3PMDS0000C 00063			
  10kA, 4P	1A	HIBD63H 4PMBS0000C 00001	HIBD63H 4PMCS0000C 00001	HIBD63H 4PMDS0000C 00001	30	MCB	M7
	2A	HIBD63H 4PMBS0000C 00002	HIBD63H 4PMCS0000C 00002	HIBD63H 4PMDS0000C 00002			
	3A	HIBD63H 4PMBS0000C 00003	HIBD63H 4PMCS0000C 00003	HIBD63H 4PMDS0000C 00003			
	4A	HIBD63H 4PMBS0000C 00004	HIBD63H 4PMCS0000C 00004	HIBD63H 4PMDS0000C 00004			
	5A	HIBD63H 4PMBS0000C 00005	HIBD63H 4PMCS0000C 00005	HIBD63H 4PMDS0000C 00005			
	6A	HIBD63H 4PMBS0000C 00006	HIBD63H 4PMCS0000C 00006	HIBD63H 4PMDS0000C 00006			
	10A	HIBD63H 4PMBS0000C 00010	HIBD63H 4PMCS0000C 00010	HIBD63H 4PMDS0000C 00010			
	13A	HIBD63H 4PMBS0000C 00013	HIBD63H 4PMCS0000C 00013	HIBD63H 4PMDS0000C 00013			
	15A	HIBD63H 4PMBS0000C 00015	HIBD63H 4PMCS0000C 00015	HIBD63H 4PMDS0000C 00015			
	16A	HIBD63H 4PMBS0000C 00016	HIBD63H 4PMCS0000C 00016	HIBD63H 4PMDS0000C 00016			
	20A	HIBD63H 4PMBS0000C 00020	HIBD63H 4PMCS0000C 00020	HIBD63H 4PMDS0000C 00020			
	25A	HIBD63H 4PMBS0000C 00025	HIBD63H 4PMCS0000C 00025	HIBD63H 4PMDS0000C 00025			
	32A	HIBD63H 4PMBS0000C 00032	HIBD63H 4PMCS0000C 00032	HIBD63H 4PMDS0000C 00032			
	40A	HIBD63H 4PMBS0000C 00040	HIBD63H 4PMCS0000C 00040	HIBD63H 4PMDS0000C 00040			
	50A	HIBD63H 4PMBS0000C 00050	HIBD63H 4PMCS0000C 00050	HIBD63H 4PMDS0000C 00050			
	63A	HIBD63H 4PMBS0000C 00063	HIBD63H 4PMCS0000C 00063	HIBD63H 4PMDS0000C 00063			

Order information

HiBD63h





Rating	Code			Unit (EA)	Category		
	B curve	C curve	D curve				
  10kA, 1P+N	1A	HIBD63H 1NMBS0000C 00001	HIBD63H 1NMCS0000C 00001	HIBD63H 1NMDS0000C 00001	60	MCB	M7
	2A	HIBD63H 1NMBS0000C 00002	HIBD63H 1NMCS0000C 00002	HIBD63H 1NMDS0000C 00002			
	3A	HIBD63H 1NMBS0000C 00003	HIBD63H 1NMCS0000C 00003	HIBD63H 1NMDS0000C 00003			
	4A	HIBD63H 1NMBS0000C 00004	HIBD63H 1NMCS0000C 00004	HIBD63H 1NMDS0000C 00004			
	5A	HIBD63H 1NMBS0000C 00005	HIBD63H 1NMCS0000C 00005	HIBD63H 1NMDS0000C 00005			
	6A	HIBD63H 1NMBS0000C 00006	HIBD63H 1NMCS0000C 00006	HIBD63H 1NMDS0000C 00006			
	10A	HIBD63H 1NMBS0000C 00010	HIBD63H 1NMCS0000C 00010	HIBD63H 1NMDS0000C 00010			
	13A	HIBD63H 1NMBS0000C 00013	HIBD63H 1NMCS0000C 00013	HIBD63H 1NMDS0000C 00013			
	15A	HIBD63H 1NMBS0000C 00015	HIBD63H 1NMCS0000C 00015	HIBD63H 1NMDS0000C 00015			
	16A	HIBD63H 1NMBS0000C 00016	HIBD63H 1NMCS0000C 00016	HIBD63H 1NMDS0000C 00016			
	20A	HIBD63H 1NMBS0000C 00020	HIBD63H 1NMCS0000C 00020	HIBD63H 1NMDS0000C 00020			
	25A	HIBD63H 1NMBS0000C 00025	HIBD63H 1NMCS0000C 00025	HIBD63H 1NMDS0000C 00025			
	32A	HIBD63H 1NMBS0000C 00032	HIBD63H 1NMCS0000C 00032	HIBD63H 1NMDS0000C 00032			
	40A	HIBD63H 1NMBS0000C 00040	HIBD63H 1NMCS0000C 00040	HIBD63H 1NMDS0000C 00040			
	50A	HIBD63H 1NMBS0000C 00050	HIBD63H 1NMCS0000C 00050	HIBD63H 1NMDS0000C 00050			
63A	HIBD63H 1NMBS0000C 00063	HIBD63H 1NMCS0000C 00063	HIBD63H 1NMDS0000C 00063				
  10kA, 3P+N	1A	HIBD63H 3NMBS0000C 00001	HIBD63H 3NMCS0000C 00001	HIBD63H 3NMDS0000C 00001	30	MCB	M7
	2A	HIBD63H 3NMBS0000C 00002	HIBD63H 3NMCS0000C 00002	HIBD63H 3NMDS0000C 00002			
	3A	HIBD63H 3NMBS0000C 00003	HIBD63H 3NMCS0000C 00003	HIBD63H 3NMDS0000C 00003			
	4A	HIBD63H 3NMBS0000C 00004	HIBD63H 3NMCS0000C 00004	HIBD63H 3NMDS0000C 00004			
	5A	HIBD63H 3NMBS0000C 00005	HIBD63H 3NMCS0000C 00005	HIBD63H 3NMDS0000C 00005			
	6A	HIBD63H 3NMBS0000C 00006	HIBD63H 3NMCS0000C 00006	HIBD63H 3NMDS0000C 00006			
	10A	HIBD63H 3NMBS0000C 00010	HIBD63H 3NMCS0000C 00010	HIBD63H 3NMDS0000C 00010			
	13A	HIBD63H 3NMBS0000C 00013	HIBD63H 3NMCS0000C 00013	HIBD63H 3NMDS0000C 00013			
	15A	HIBD63H 3NMBS0000C 00015	HIBD63H 3NMCS0000C 00015	HIBD63H 3NMDS0000C 00015			
	16A	HIBD63H 3NMBS0000C 00016	HIBD63H 3NMCS0000C 00016	HIBD63H 3NMDS0000C 00016			
	20A	HIBD63H 3NMBS0000C 00020	HIBD63H 3NMCS0000C 00020	HIBD63H 3NMDS0000C 00020			
	25A	HIBD63H 3NMBS0000C 00025	HIBD63H 3NMCS0000C 00025	HIBD63H 3NMDS0000C 00025			
	32A	HIBD63H 3NMBS0000C 00032	HIBD63H 3NMCS0000C 00032	HIBD63H 3NMDS0000C 00032			
	40A	HIBD63H 3NMBS0000C 00040	HIBD63H 3NMCS0000C 00040	HIBD63H 3NMDS0000C 00040			
	50A	HIBD63H 3NMBS0000C 00050	HIBD63H 3NMCS0000C 00050	HIBD63H 3NMDS0000C 00050			
63A	HIBD63H 3NMBS0000C 00063	HIBD63H 3NMCS0000C 00063	HIBD63H 3NMDS0000C 00063				

HiBD63-N / 6kA 1-63A

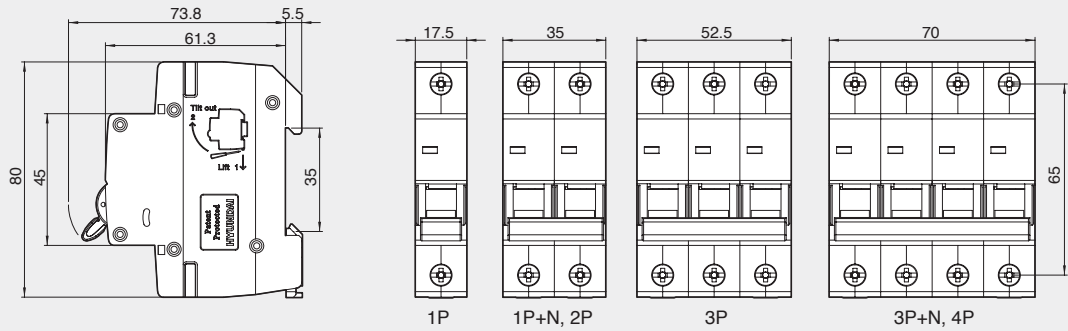
Standard Protection Specification	IEC/EN60898 overload, short-circuit 6kA at AC240/415V - AC240V (1P, 1P+N), AC240/415V - Ics = 100% Icu 1, 2, 3, 4, 5, 6, 10, 13, 15, 16, 20, 25, 32, 40, 50, 63A 1, 2, 3, 4, 1+N, 3+N pole B, C, D curve
Accessory	auxiliary switch, trip alarm switch, shunt trip, shunt trip & auxiliary switch, under voltage trip, pad lock

■ Order information

HiBD63-N



Rating	Code			Unit (EA)	Category		
	B curve	C curve	D curve				
  6kA, 1P	1A	HIBD63-N 1PMBS0000C 00001	HIBD63-N 1PMCS0000C 00001	HIBD63-N 1PMDS0000C 00001	120	MCB	M7
	2A	HIBD63-N 1PMBS0000C 00002	HIBD63-N 1PMCS0000C 00002	HIBD63-N 1PMDS0000C 00002			
	3A	HIBD63-N 1PMBS0000C 00003	HIBD63-N 1PMCS0000C 00003	HIBD63-N 1PMDS0000C 00003			
	4A	HIBD63-N 1PMBS0000C 00004	HIBD63-N 1PMCS0000C 00004	HIBD63-N 1PMDS0000C 00004			
	5A	HIBD63-N 1PMBS0000C 00005	HIBD63-N 1PMCS0000C 00005	HIBD63-N 1PMDS0000C 00005			
	6A	HIBD63-N 1PMBS0000C 00006	HIBD63-N 1PMCS0000C 00006	HIBD63-N 1PMDS0000C 00006			
	10A	HIBD63-N 1PMBS0000C 00010	HIBD63-N 1PMCS0000C 00010	HIBD63-N 1PMDS0000C 00010			
	13A	HIBD63-N 1PMBS0000C 00013	HIBD63-N 1PMCS0000C 00013	HIBD63-N 1PMDS0000C 00013			
	15A	HIBD63-N 1PMBS0000C 00015	HIBD63-N 1PMCS0000C 00015	HIBD63-N 1PMDS0000C 00015			
	16A	HIBD63-N 1PMBS0000C 00016	HIBD63-N 1PMCS0000C 00016	HIBD63-N 1PMDS0000C 00016			
	20A	HIBD63-N 1PMBS0000C 00020	HIBD63-N 1PMCS0000C 00020	HIBD63-N 1PMDS0000C 00020			
	25A	HIBD63-N 1PMBS0000C 00025	HIBD63-N 1PMCS0000C 00025	HIBD63-N 1PMDS0000C 00025			
	32A	HIBD63-N 1PMBS0000C 00032	HIBD63-N 1PMCS0000C 00032	HIBD63-N 1PMDS0000C 00032			
	40A	HIBD63-N 1PMBS0000C 00040	HIBD63-N 1PMCS0000C 00040	HIBD63-N 1PMDS0000C 00040			
	50A	HIBD63-N 1PMBS0000C 00050	HIBD63-N 1PMCS0000C 00050	HIBD63-N 1PMDS0000C 00050			
63A	HIBD63-N 1PMBS0000C 00063	HIBD63-N 1PMCS0000C 00063	HIBD63-N 1PMDS0000C 00063				
  6kA, 2P	1A	HIBD63-N 2PMBS0000C 00001	HIBD63-N 2PMCS0000C 00001	HIBD63-N 2PMDS0000C 00001	60	MCB	M7
	2A	HIBD63-N 2PMBS0000C 00002	HIBD63-N 2PMCS0000C 00002	HIBD63-N 2PMDS0000C 00002			
	3A	HIBD63-N 2PMBS0000C 00003	HIBD63-N 2PMCS0000C 00003	HIBD63-N 2PMDS0000C 00003			
	4A	HIBD63-N 2PMBS0000C 00004	HIBD63-N 2PMCS0000C 00004	HIBD63-N 2PMDS0000C 00004			
	5A	HIBD63-N 2PMBS0000C 00005	HIBD63-N 2PMCS0000C 00005	HIBD63-N 2PMDS0000C 00005			
	6A	HIBD63-N 2PMBS0000C 00006	HIBD63-N 2PMCS0000C 00006	HIBD63-N 2PMDS0000C 00006			
	10A	HIBD63-N 2PMBS0000C 00010	HIBD63-N 2PMCS0000C 00010	HIBD63-N 2PMDS0000C 00010			
	13A	HIBD63-N 2PMBS0000C 00013	HIBD63-N 2PMCS0000C 00013	HIBD63-N 2PMDS0000C 00013			
	15A	HIBD63-N 2PMBS0000C 00015	HIBD63-N 2PMCS0000C 00015	HIBD63-N 2PMDS0000C 00015			
	16A	HIBD63-N 2PMBS0000C 00016	HIBD63-N 2PMCS0000C 00016	HIBD63-N 2PMDS0000C 00016			
	20A	HIBD63-N 2PMBS0000C 00020	HIBD63-N 2PMCS0000C 00020	HIBD63-N 2PMDS0000C 00020			
	25A	HIBD63-N 2PMBS0000C 00025	HIBD63-N 2PMCS0000C 00025	HIBD63-N 2PMDS0000C 00025			
	32A	HIBD63-N 2PMBS0000C 00032	HIBD63-N 2PMCS0000C 00032	HIBD63-N 2PMDS0000C 00032			
	40A	HIBD63-N 2PMBS0000C 00040	HIBD63-N 2PMCS0000C 00040	HIBD63-N 2PMDS0000C 00040			
	50A	HIBD63-N 2PMBS0000C 00050	HIBD63-N 2PMCS0000C 00050	HIBD63-N 2PMDS0000C 00050			
63A	HIBD63-N 2PMBS0000C 00063	HIBD63-N 2PMCS0000C 00063	HIBD63-N 2PMDS0000C 00063				

Dimensions



Order information





HIBD63-N

Rating	Code			Unit (EA)	Category						
	B curve	C curve	D curve								
 <p>6kA, 3P</p>	1A	HIBD63-N 3PMBS0000C 00001	HIBD63-N 3PMCS0000C 00001	HIBD63-N 3PMDS0000C 00001	40	MCB	M7				
	2A	HIBD63-N 3PMBS0000C 00002	HIBD63-N 3PMCS0000C 00002	HIBD63-N 3PMDS0000C 00002							
	3A	HIBD63-N 3PMBS0000C 00003	HIBD63-N 3PMCS0000C 00003	HIBD63-N 3PMDS0000C 00003							
	4A	HIBD63-N 3PMBS0000C 00004	HIBD63-N 3PMCS0000C 00004	HIBD63-N 3PMDS0000C 00004							
	5A	HIBD63-N 3PMBS0000C 00005	HIBD63-N 3PMCS0000C 00005	HIBD63-N 3PMDS0000C 00005							
	6A	HIBD63-N 3PMBS0000C 00006	HIBD63-N 3PMCS0000C 00006	HIBD63-N 3PMDS0000C 00006							
	10A	HIBD63-N 3PMBS0000C 00010	HIBD63-N 3PMCS0000C 00010	HIBD63-N 3PMDS0000C 00010							
	13A	HIBD63-N 3PMBS0000C 00013	HIBD63-N 3PMCS0000C 00013	HIBD63-N 3PMDS0000C 00013							
	15A	HIBD63-N 3PMBS0000C 00015	HIBD63-N 3PMCS0000C 00015	HIBD63-N 3PMDS0000C 00015							
	16A	HIBD63-N 3PMBS0000C 00016	HIBD63-N 3PMCS0000C 00016	HIBD63-N 3PMDS0000C 00016							
	20A	HIBD63-N 3PMBS0000C 00020	HIBD63-N 3PMCS0000C 00020	HIBD63-N 3PMDS0000C 00020							
	25A	HIBD63-N 3PMBS0000C 00025	HIBD63-N 3PMCS0000C 00025	HIBD63-N 3PMDS0000C 00025							
	32A	HIBD63-N 3PMBS0000C 00032	HIBD63-N 3PMCS0000C 00032	HIBD63-N 3PMDS0000C 00032							
	40A	HIBD63-N 3PMBS0000C 00040	HIBD63-N 3PMCS0000C 00040	HIBD63-N 3PMDS0000C 00040							
	50A	HIBD63-N 3PMBS0000C 00050	HIBD63-N 3PMCS0000C 00050	HIBD63-N 3PMDS0000C 00050							
	63A	HIBD63-N 3PMBS0000C 00063	HIBD63-N 3PMCS0000C 00063	HIBD63-N 3PMDS0000C 00063							
	 <p>6kA, 4P</p>	1A	HIBD63-N 4PMBS0000C 00001	HIBD63-N 4PMCS0000C 00001				HIBD63-N 4PMDS0000C 00001	30	MCB	M7
		2A	HIBD63-N 4PMBS0000C 00002	HIBD63-N 4PMCS0000C 00002				HIBD63-N 4PMDS0000C 00002			
3A		HIBD63-N 4PMBS0000C 00003	HIBD63-N 4PMCS0000C 00003	HIBD63-N 4PMDS0000C 00003							
4A		HIBD63-N 4PMBS0000C 00004	HIBD63-N 4PMCS0000C 00004	HIBD63-N 4PMDS0000C 00004							
5A		HIBD63-N 4PMBS0000C 00005	HIBD63-N 4PMCS0000C 00005	HIBD63-N 4PMDS0000C 00005							
6A		HIBD63-N 4PMBS0000C 00006	HIBD63-N 4PMCS0000C 00006	HIBD63-N 4PMDS0000C 00006							
10A		HIBD63-N 4PMBS0000C 00010	HIBD63-N 4PMCS0000C 00010	HIBD63-N 4PMDS0000C 00010							
13A		HIBD63-N 4PMBS0000C 00013	HIBD63-N 4PMCS0000C 00013	HIBD63-N 4PMDS0000C 00013							
15A		HIBD63-N 4PMBS0000C 00015	HIBD63-N 4PMCS0000C 00015	HIBD63-N 4PMDS0000C 00015							
16A		HIBD63-N 4PMBS0000C 00016	HIBD63-N 4PMCS0000C 00016	HIBD63-N 4PMDS0000C 00016							
20A		HIBD63-N 4PMBS0000C 00020	HIBD63-N 4PMCS0000C 00020	HIBD63-N 4PMDS0000C 00020							
25A		HIBD63-N 4PMBS0000C 00025	HIBD63-N 4PMCS0000C 00025	HIBD63-N 4PMDS0000C 00025							
32A		HIBD63-N 4PMBS0000C 00032	HIBD63-N 4PMCS0000C 00032	HIBD63-N 4PMDS0000C 00032							
40A		HIBD63-N 4PMBS0000C 00040	HIBD63-N 4PMCS0000C 00040	HIBD63-N 4PMDS0000C 00040							
50A		HIBD63-N 4PMBS0000C 00050	HIBD63-N 4PMCS0000C 00050	HIBD63-N 4PMDS0000C 00050							
63A		HIBD63-N 4PMBS0000C 00063	HIBD63-N 4PMCS0000C 00063	HIBD63-N 4PMDS0000C 00063							

HiBD63-N / 6kA 1-63A

■ Order information

HiBD63-N



Rating	Code			Unit (EA)	Category		
	B curve	C curve	D curve				
  6kA, 1P+N	1A	HiBD63-N 1NMBS0000C 00001	HiBD63-N 1NMCS0000C 00001	HiBD63-N 1NMDS0000C 00001	60	MCB	M7
	2A	HiBD63-N 1NMBS0000C 00002	HiBD63-N 1NMCS0000C 00002	HiBD63-N 1NMDS0000C 00002			
	3A	HiBD63-N 1NMBS0000C 00003	HiBD63-N 1NMCS0000C 00003	HiBD63-N 1NMDS0000C 00003			
	4A	HiBD63-N 1NMBS0000C 00004	HiBD63-N 1NMCS0000C 00004	HiBD63-N 1NMDS0000C 00004			
	5A	HiBD63-N 1NMBS0000C 00005	HiBD63-N 1NMCS0000C 00005	HiBD63-N 1NMDS0000C 00005			
	6A	HiBD63-N 1NMBS0000C 00006	HiBD63-N 1NMCS0000C 00006	HiBD63-N 1NMDS0000C 00006			
	10A	HiBD63-N 1NMBS0000C 00010	HiBD63-N 1NMCS0000C 00010	HiBD63-N 1NMDS0000C 00010			
	13A	HiBD63-N 1NMBS0000C 00013	HiBD63-N 1NMCS0000C 00013	HiBD63-N 1NMDS0000C 00013			
	15A	HiBD63-N 1NMBS0000C 00015	HiBD63-N 1NMCS0000C 00015	HiBD63-N 1NMDS0000C 00015			
	16A	HiBD63-N 1NMBS0000C 00016	HiBD63-N 1NMCS0000C 00016	HiBD63-N 1NMDS0000C 00016			
	20A	HiBD63-N 1NMBS0000C 00020	HiBD63-N 1NMCS0000C 00020	HiBD63-N 1NMDS0000C 00020			
	25A	HiBD63-N 1NMBS0000C 00025	HiBD63-N 1NMCS0000C 00025	HiBD63-N 1NMDS0000C 00025			
	32A	HiBD63-N 1NMBS0000C 00032	HiBD63-N 1NMCS0000C 00032	HiBD63-N 1NMDS0000C 00032			
	40A	HiBD63-N 1NMBS0000C 00040	HiBD63-N 1NMCS0000C 00040	HiBD63-N 1NMDS0000C 00040			
	50A	HiBD63-N 1NMBS0000C 00050	HiBD63-N 1NMCS0000C 00050	HiBD63-N 1NMDS0000C 00050			
	63A	HiBD63-N 1NMBS0000C 00063	HiBD63-N 1NMCS0000C 00063	HiBD63-N 1NMDS0000C 00063			
  6kA, 3P+N	1A	HiBD63-N 3NMBS0000C 00001	HiBD63-N 3NMCS0000C 00001	HiBD63-N 3NMDS0000C 00001	30	MCB	M7
	2A	HiBD63-N 3NMBS0000C 00002	HiBD63-N 3NMCS0000C 00002	HiBD63-N 3NMDS0000C 00002			
	3A	HiBD63-N 3NMBS0000C 00003	HiBD63-N 3NMCS0000C 00003	HiBD63-N 3NMDS0000C 00003			
	4A	HiBD63-N 3NMBS0000C 00004	HiBD63-N 3NMCS0000C 00004	HiBD63-N 3NMDS0000C 00004			
	5A	HiBD63-N 3NMBS0000C 00005	HiBD63-N 3NMCS0000C 00005	HiBD63-N 3NMDS0000C 00005			
	6A	HiBD63-N 3NMBS0000C 00006	HiBD63-N 3NMCS0000C 00006	HiBD63-N 3NMDS0000C 00006			
	10A	HiBD63-N 3NMBS0000C 00010	HiBD63-N 3NMCS0000C 00010	HiBD63-N 3NMDS0000C 00010			
	13A	HiBD63-N 3NMBS0000C 00013	HiBD63-N 3NMCS0000C 00013	HiBD63-N 3NMDS0000C 00013			
	15A	HiBD63-N 3NMBS0000C 00015	HiBD63-N 3NMCS0000C 00015	HiBD63-N 3NMDS0000C 00015			
	16A	HiBD63-N 3NMBS0000C 00016	HiBD63-N 3NMCS0000C 00016	HiBD63-N 3NMDS0000C 00016			
	20A	HiBD63-N 3NMBS0000C 00020	HiBD63-N 3NMCS0000C 00020	HiBD63-N 3NMDS0000C 00020			
	25A	HiBD63-N 3NMBS0000C 00025	HiBD63-N 3NMCS0000C 00025	HiBD63-N 3NMDS0000C 00025			
	32A	HiBD63-N 3NMBS0000C 00032	HiBD63-N 3NMCS0000C 00032	HiBD63-N 3NMDS0000C 00032			
	40A	HiBD63-N 3NMBS0000C 00040	HiBD63-N 3NMCS0000C 00040	HiBD63-N 3NMDS0000C 00040			
	50A	HiBD63-N 3NMBS0000C 00050	HiBD63-N 3NMCS0000C 00050	HiBD63-N 3NMDS0000C 00050			
	63A	HiBD63-N 3NMBS0000C 00063	HiBD63-N 3NMCS0000C 00063	HiBD63-N 3NMDS0000C 00063			

HiBD63-NS / 4.5/6kA 1 pole size 1P+N 1-40A

<p>Standard Protection Specification</p>	<p>IEC/EN60898 overload, short-circuit 4.5/6kA at AC240V - 6kA for 1-25A - 4.5kA for 32-40A - Ics = 100% Icu 1, 2, 3, 4, 5, 6, 10, 13, 15, 16, 20, 25, 32, 40A 1+N pole B, C curve</p>	<p>Dimensions</p>
<p>Accessory</p>	<p>auxiliary switch, trip alarm switch, shunt trip, shunt trip & auxiliary switch, under voltage trip, pad lock</p>	

■ Order information

HiBD63-NS





Rating	Code		Unit (EA)	Category					
	B curve	C curve		MCB	M7				
  4.5/6kA, 1P+N	1A	HIBD63-NS 1NMBS0000C 00001	120	MCB	M7				
	2A	HIBD63-NS 1NMBS0000C 00002							
	3A	HIBD63-NS 1NMBS0000C 00003							
	4A	HIBD63-NS 1NMBS0000C 00004							
	5A	HIBD63-NS 1NMBS0000C 00005							
	6A	HIBD63-NS 1NMBS0000C 00006							
	10A	HIBD63-NS 1NMBS0000C 00010							
	13A	HIBD63-NS 1NMBS0000C 00013							
	15A	HIBD63-NS 1NMBS0000C 00015							
	16A	HIBD63-NS 1NMBS0000C 00016							
	20A	HIBD63-NS 1NMBS0000C 00020							
	25A	HIBD63-NS 1NMBS0000C 00025							
	32A	HIBD63-NS 1NMBS0000C 00032							
	40A	HIBD63-NS 1NMBS0000C 00040							

HiBD63-S / 4.5kA 1-63A

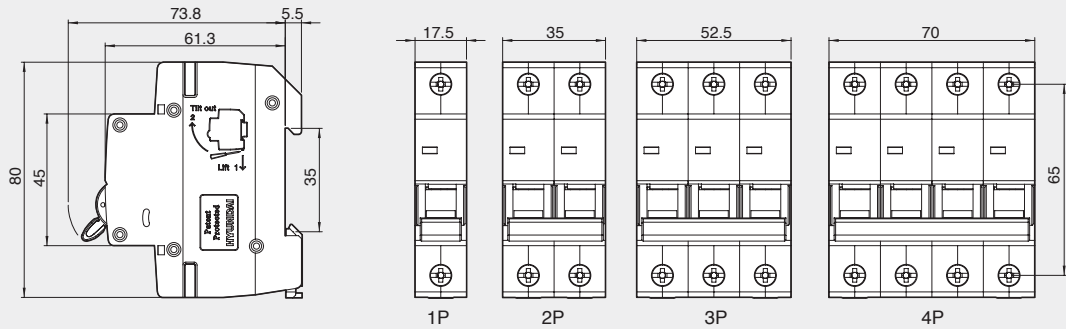
Standard Protection Specification	IEC/EN60898 overload, short-circuit 4.5kA at AC240/415V - AC240V (1P), AC240/415V - Ics = 100% Icu 1, 2, 3, 4, 5, 6, 10, 13, 15, 16, 20, 25, 32, 40, 50, 63A 1, 2, 3, 4 pole B, C curve
Accessory	auxiliary switch, trip alarm switch, shunt trip, shunt trip & auxiliary switch, under voltage trip, pad lock

■ Order information

HiBD63-S




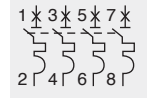
Rating	Code		Unit (EA)	Category		
	B curve	C curve				
  4.5kA, 1P	1A	HiBD63-S 1PMBS0000C 00001	HiBD63-S 1PMCS0000C 00001	120	MCB	M7
	2A	HiBD63-S 1PMBS0000C 00002	HiBD63-S 1PMCS0000C 00002			
	3A	HiBD63-S 1PMBS0000C 00003	HiBD63-S 1PMCS0000C 00003			
	4A	HiBD63-S 1PMBS0000C 00004	HiBD63-S 1PMCS0000C 00004			
	5A	HiBD63-S 1PMBS0000C 00005	HiBD63-S 1PMCS0000C 00005			
	6A	HiBD63-S 1PMBS0000C 00006	HiBD63-S 1PMCS0000C 00006			
	10A	HiBD63-S 1PMBS0000C 00010	HiBD63-S 1PMCS0000C 00010			
	13A	HiBD63-S 1PMBS0000C 00013	HiBD63-S 1PMCS0000C 00013			
	15A	HiBD63-S 1PMBS0000C 00015	HiBD63-S 1PMCS0000C 00015			
	16A	HiBD63-S 1PMBS0000C 00016	HiBD63-S 1PMCS0000C 00016			
	20A	HiBD63-S 1PMBS0000C 00020	HiBD63-S 1PMCS0000C 00020			
	25A	HiBD63-S 1PMBS0000C 00025	HiBD63-S 1PMCS0000C 00025			
	32A	HiBD63-S 1PMBS0000C 00032	HiBD63-S 1PMCS0000C 00032			
	40A	HiBD63-S 1PMBS0000C 00040	HiBD63-S 1PMCS0000C 00040			
	50A	HiBD63-S 1PMBS0000C 00050	HiBD63-S 1PMCS0000C 00050			
63A	HiBD63-S 1PMBS0000C 00063	HiBD63-S 1PMCS0000C 00063				
  4.5kA, 2P	1A	HiBD63-S 2PMBS0000C 00001	HiBD63-S 2PMCS0000C 00001	60	MCB	M7
	2A	HiBD63-S 2PMBS0000C 00002	HiBD63-S 2PMCS0000C 00002			
	3A	HiBD63-S 2PMBS0000C 00003	HiBD63-S 2PMCS0000C 00003			
	4A	HiBD63-S 2PMBS0000C 00004	HiBD63-S 2PMCS0000C 00004			
	5A	HiBD63-S 2PMBS0000C 00005	HiBD63-S 2PMCS0000C 00005			
	6A	HiBD63-S 2PMBS0000C 00006	HiBD63-S 2PMCS0000C 00006			
	10A	HiBD63-S 2PMBS0000C 00010	HiBD63-S 2PMCS0000C 00010			
	13A	HiBD63-S 2PMBS0000C 00013	HiBD63-S 2PMCS0000C 00013			
	15A	HiBD63-S 2PMBS0000C 00015	HiBD63-S 2PMCS0000C 00015			
	16A	HiBD63-S 2PMBS0000C 00016	HiBD63-S 2PMCS0000C 00016			
	20A	HiBD63-S 2PMBS0000C 00020	HiBD63-S 2PMCS0000C 00020			
	25A	HiBD63-S 2PMBS0000C 00025	HiBD63-S 2PMCS0000C 00025			
	32A	HiBD63-S 2PMBS0000C 00032	HiBD63-S 2PMCS0000C 00032			
	40A	HiBD63-S 2PMBS0000C 00040	HiBD63-S 2PMCS0000C 00040			
	50A	HiBD63-S 2PMBS0000C 00050	HiBD63-S 2PMCS0000C 00050			
63A	HiBD63-S 2PMBS0000C 00063	HiBD63-S 2PMCS0000C 00063				

Dimensions



Order information

HIBD63-S



Rating	Code		Unit (EA)	Category	
	B curve	C curve			
  4.5kA, 3P	1A	HIBD63-S 3PMBS0000C 00001	HIBD63-S 3PMCS0000C 00001	40	MCB M7
	2A	HIBD63-S 3PMBS0000C 00002	HIBD63-S 3PMCS0000C 00002		
	3A	HIBD63-S 3PMBS0000C 00003	HIBD63-S 3PMCS0000C 00003		
	4A	HIBD63-S 3PMBS0000C 00004	HIBD63-S 3PMCS0000C 00004		
	5A	HIBD63-S 3PMBS0000C 00005	HIBD63-S 3PMCS0000C 00005		
	6A	HIBD63-S 3PMBS0000C 00006	HIBD63-S 3PMCS0000C 00006		
	10A	HIBD63-S 3PMBS0000C 00010	HIBD63-S 3PMCS0000C 00010		
	13A	HIBD63-S 3PMBS0000C 00013	HIBD63-S 3PMCS0000C 00013		
	15A	HIBD63-S 3PMBS0000C 00015	HIBD63-S 3PMCS0000C 00015		
	16A	HIBD63-S 3PMBS0000C 00016	HIBD63-S 3PMCS0000C 00016		
	20A	HIBD63-S 3PMBS0000C 00020	HIBD63-S 3PMCS0000C 00020		
	25A	HIBD63-S 3PMBS0000C 00025	HIBD63-S 3PMCS0000C 00025		
	32A	HIBD63-S 3PMBS0000C 00032	HIBD63-S 3PMCS0000C 00032		
	40A	HIBD63-S 3PMBS0000C 00040	HIBD63-S 3PMCS0000C 00040		
	50A	HIBD63-S 3PMBS0000C 00050	HIBD63-S 3PMCS0000C 00050		
63A	HIBD63-S 3PMBS0000C 00063	HIBD63-S 3PMCS0000C 00063			
  4.5kA, 4P	1A	HIBD63-S 4PMBS0000C 00001	HIBD63-S 4PMCS0000C 00001	30	MCB M7
	2A	HIBD63-S 4PMBS0000C 00002	HIBD63-S 4PMCS0000C 00002		
	3A	HIBD63-S 4PMBS0000C 00003	HIBD63-S 4PMCS0000C 00003		
	4A	HIBD63-S 4PMBS0000C 00004	HIBD63-S 4PMCS0000C 00004		
	5A	HIBD63-S 4PMBS0000C 00005	HIBD63-S 4PMCS0000C 00005		
	6A	HIBD63-S 4PMBS0000C 00006	HIBD63-S 4PMCS0000C 00006		
	10A	HIBD63-S 4PMBS0000C 00010	HIBD63-S 4PMCS0000C 00010		
	13A	HIBD63-S 4PMBS0000C 00013	HIBD63-S 4PMCS0000C 00013		
	15A	HIBD63-S 4PMBS0000C 00015	HIBD63-S 4PMCS0000C 00015		
	16A	HIBD63-S 4PMBS0000C 00016	HIBD63-S 4PMCS0000C 00016		
	20A	HIBD63-S 4PMBS0000C 00020	HIBD63-S 4PMCS0000C 00020		
	25A	HIBD63-S 4PMBS0000C 00025	HIBD63-S 4PMCS0000C 00025		
	32A	HIBD63-S 4PMBS0000C 00032	HIBD63-S 4PMCS0000C 00032		
	40A	HIBD63-S 4PMBS0000C 00040	HIBD63-S 4PMCS0000C 00040		
	50A	HIBD63-S 4PMBS0000C 00050	HIBD63-S 4PMCS0000C 00050		
63A	HIBD63-S 4PMBS0000C 00063	HIBD63-S 4PMCS0000C 00063			

HiBD63-E / 3kA 1-63A

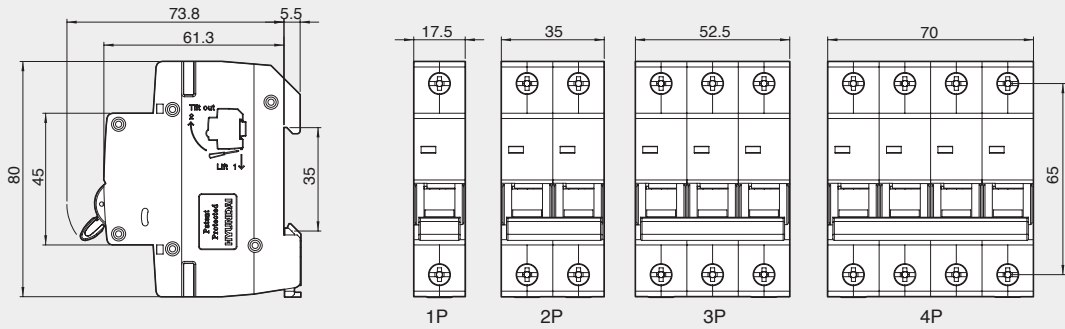
Standard Protection Specification	IEC/EN60898 overload, short-circuit 3kA at AC240/415V - AC240V (1P), AC240/415V - Ics = 100% Icu 1, 2, 3, 4, 5, 6, 10, 13, 15, 16, 20, 25, 32, 40, 50, 63A 1, 2, 3, 4 pole B, C curve
Accessory	auxiliary switch, trip alarm switch, shunt trip, shunt trip & auxiliary switch, under voltage trip, pad lock

■ Order information

HiBD63-E



Rating	Code		Unit (EA)	Category	
	B curve	C curve			
 <p>3kA, 1P</p>	1A	HiBD63-E 1PMBS0000C 00001	120	MCB	M7
	2A	HiBD63-E 1PMBS0000C 00002			
	3A	HiBD63-E 1PMBS0000C 00003			
	4A	HiBD63-E 1PMBS0000C 00004			
	5A	HiBD63-E 1PMBS0000C 00005			
	6A	HiBD63-E 1PMBS0000C 00006			
	10A	HiBD63-E 1PMBS0000C 00010			
	13A	HiBD63-E 1PMBS0000C 00013			
	15A	HiBD63-E 1PMBS0000C 00015			
	16A	HiBD63-E 1PMBS0000C 00016			
	20A	HiBD63-E 1PMBS0000C 00020			
	25A	HiBD63-E 1PMBS0000C 00025			
	32A	HiBD63-E 1PMBS0000C 00032			
	40A	HiBD63-E 1PMBS0000C 00040			
	50A	HiBD63-E 1PMBS0000C 00050			
63A	HiBD63-E 1PMBS0000C 00063				
 <p>3kA, 2P</p>	1A	HiBD63-E 2PMBS0000C 00001	60	MCB	M7
	2A	HiBD63-E 2PMBS0000C 00002			
	3A	HiBD63-E 2PMBS0000C 00003			
	4A	HiBD63-E 2PMBS0000C 00004			
	5A	HiBD63-E 2PMBS0000C 00005			
	6A	HiBD63-E 2PMBS0000C 00006			
	10A	HiBD63-E 2PMBS0000C 00010			
	13A	HiBD63-E 2PMBS0000C 00013			
	15A	HiBD63-E 2PMBS0000C 00015			
	16A	HiBD63-E 2PMBS0000C 00016			
	20A	HiBD63-E 2PMBS0000C 00020			
	25A	HiBD63-E 2PMBS0000C 00025			
	32A	HiBD63-E 2PMBS0000C 00032			
	40A	HiBD63-E 2PMBS0000C 00040			
	50A	HiBD63-E 2PMBS0000C 00050			
63A	HiBD63-E 2PMBS0000C 00063				

Dimensions



Order information

HiBD63-E

Rating	Code		Unit (EA)	Category		
	B curve	C curve				
 1✱ 3✱ 5✱ 2┐ 4┐ 6┐ 3kA, 3P	1A	HIBD63-E 3PMBS0000C 00001	HIBD63-E 3PMCS0000C 00001	40	MCB	M7
	2A	HIBD63-E 3PMBS0000C 00002	HIBD63-E 3PMCS0000C 00002			
	3A	HIBD63-E 3PMBS0000C 00003	HIBD63-E 3PMCS0000C 00003			
	4A	HIBD63-E 3PMBS0000C 00004	HIBD63-E 3PMCS0000C 00004			
	5A	HIBD63-E 3PMBS0000C 00005	HIBD63-E 3PMCS0000C 00005			
	6A	HIBD63-E 3PMBS0000C 00006	HIBD63-E 3PMCS0000C 00006			
	10A	HIBD63-E 3PMBS0000C 00010	HIBD63-E 3PMCS0000C 00010			
	13A	HIBD63-E 3PMBS0000C 00013	HIBD63-E 3PMCS0000C 00013			
	15A	HIBD63-E 3PMBS0000C 00015	HIBD63-E 3PMCS0000C 00015			
	16A	HIBD63-E 3PMBS0000C 00016	HIBD63-E 3PMCS0000C 00016			
	20A	HIBD63-E 3PMBS0000C 00020	HIBD63-E 3PMCS0000C 00020			
	25A	HIBD63-E 3PMBS0000C 00025	HIBD63-E 3PMCS0000C 00025			
	32A	HIBD63-E 3PMBS0000C 00032	HIBD63-E 3PMCS0000C 00032			
	40A	HIBD63-E 3PMBS0000C 00040	HIBD63-E 3PMCS0000C 00040			
	50A	HIBD63-E 3PMBS0000C 00050	HIBD63-E 3PMCS0000C 00050			
63A	HIBD63-E 3PMBS0000C 00063	HIBD63-E 3PMCS0000C 00063				
 1✱ 3✱ 5✱ 7✱ 2┐ 4┐ 6┐ 8┐ 3kA, 4P	1A	HIBD63-E 4PMBS0000C 00001	HIBD63-E 4PMCS0000C 00001	30	MCB	M7
	2A	HIBD63-E 4PMBS0000C 00002	HIBD63-E 4PMCS0000C 00002			
	3A	HIBD63-E 4PMBS0000C 00003	HIBD63-E 4PMCS0000C 00003			
	4A	HIBD63-E 4PMBS0000C 00004	HIBD63-E 4PMCS0000C 00004			
	5A	HIBD63-E 4PMBS0000C 00005	HIBD63-E 4PMCS0000C 00005			
	6A	HIBD63-E 4PMBS0000C 00006	HIBD63-E 4PMCS0000C 00006			
	10A	HIBD63-E 4PMBS0000C 00010	HIBD63-E 4PMCS0000C 00010			
	13A	HIBD63-E 4PMBS0000C 00013	HIBD63-E 4PMCS0000C 00013			
	15A	HIBD63-E 4PMBS0000C 00015	HIBD63-E 4PMCS0000C 00015			
	16A	HIBD63-E 4PMBS0000C 00016	HIBD63-E 4PMCS0000C 00016			
	20A	HIBD63-E 4PMBS0000C 00020	HIBD63-E 4PMCS0000C 00020			
	25A	HIBD63-E 4PMBS0000C 00025	HIBD63-E 4PMCS0000C 00025			
	32A	HIBD63-E 4PMBS0000C 00032	HIBD63-E 4PMCS0000C 00032			
	40A	HIBD63-E 4PMBS0000C 00040	HIBD63-E 4PMCS0000C 00040			
	50A	HIBD63-E 4PMBS0000C 00050	HIBD63-E 4PMCS0000C 00050			
63A	HIBD63-E 4PMBS0000C 00063	HIBD63-E 4PMCS0000C 00063				

Accessories

| Auxiliary switch [AUX] |

The auxiliary switch unit indicates the open and close state of the breaker. It can be used up to 2pcs AUX with MCB.

rated current (IEC60947-2)

AC415V	3A
≤AC240V	6A
AC130V	1A
≤AC48V	2A
≤AC24V	6A

| Trip alarm switch [ALT] |

The trip alarm switch unit sends out signals when the breakers fail to trip, and the state is expressed on front indicator. It can be used up to 2pcs ALT with MCB.

| Shunt trip [SHT] |

The shunt trip unit sends out trip signal to breaker, and the state is expressed on the front indicator.

power consumption

AC415V	400W/VA
AC230V	130W/VA
AC110V, DC110V	35, 45W/VA
AC/DC48V	32W/VA
AC/DC24V	30W/VA
AC12V	30W/VA

| Shunt trip & Auxiliary switch [SAX] |

The combination unit of shunt trip and auxiliary switch indicates the open and close state of the breaker, sends out trip signal to breaker, and the state is expressed on front indicator. For power consumption, please refer to above table.

| Under voltage trip [UVT] |

When the voltage drops to 35-70% of rated voltage, the under voltage trip unit will trip the breaker. The breaker can be manually closed when the voltage reaches back to higher than 85% of rated voltage.

power consumption

AC220-240V	3.5W/VA
DC220-240V	30W/VA
AC48V	1.6W/VA
DC48V	1.1W/VA

| Handle pad lock device [PLD] |

MCB handle can be locked either at "ON" position or at "OFF" position to prevent unwanted operation of the product.

| Installation |

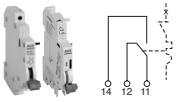
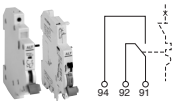




HiBD63, HiBD125



HiBD63h



■ Order information

		Accessories				
		Rating	Code	Unit (EA)	Category	
 <p>Auxiliary switch</p>	HiBD63-N, HiBD63-S, HiBD63-E	AUX M63-N	12	MCB	MC	
	HiBD63h	AUX M63H				
	HiBD125	AUX M63-N				
 <p>Trip alarm switch</p>	HiBD63-N, HiBD63-S, HiBD63-E	ALT M63-N	12	MCB	MC	
	HiBD63h	ALT M63H				
	HiBD125	ALT M63-N				
 <p>Shunt trip</p>	HiBD63-N	AC110-415V, DC110-130V	SHT M63-N S2	8	MCB	MC
	HiBD63-S	AC/DC12V, AC/DC24V	SHT M63-N S5			
	HiBD63-E	AC/DC48V	SHT M63-N S7			
	HiBD63h	AC110-415V, DC110-130V	SHT M63H S2			
		AC/DC12V, AC/DC24V	SHT M63H S5			
		AC/DC48V	SHT M63H S7			
	HiBD125	AC110-415V, DC110-130V	SHT M63-N S2			
		AC/DC12V, AC/DC24V	SHT M63-N S5			
		AC/DC48V	SHT M63-N S7			
 <p>Shunt trip & Auxiliary switch</p>	HiBD63-N	AC110-415V, DC110-130V	SAX M63-N S2	8	MCB	MC
	HiBD63-S	AC/DC12V, AC/DC24V	SAX M63-N S5			
	HiBD63-E	AC/DC48V	SAX M63-N S7			
	HiBD63h	AC110-415V, DC110-130V	SAX M63H S2			
		AC/DC12V, AC/DC24V	SAX M63H S5			
		AC/DC48V	SAX M63H S7			
	HiBD125	AC110-415V, DC110-130V	SAX M63-N S2			
		AC/DC12V, AC/DC24V	SAX M63-N S5			
		AC/DC48V	SAX M63-N S7			
 <p>Under voltage trip</p>	HiBD63-N	AC220-240V, instantaneous	UVT M63-N U2	8	MCB	MC
	HiBD63-S					
	HiBD63-E					
	HiBD63h	AC220-240V, instantaneous	UVT M63H U2			
HiBD125	AC220-240V, instantaneous	UVT M63-N U2				
 <p>Handle pad lock device¹⁾</p>	HiBD63-N	PLD M63A PLD M63B	24	MCB	MC	
	HiBD63-S					
	HiBD63-E					
	HiBD63h					
	HiBD63-NS					
	HiSD125					

※ 1) Handle pad lock device is not available for HiBD125.



MSD

MINIATURE SWITCH DISCONNECTOR

Features


| Application |

Hyundai HiSD type switch disconnectors are mainly used for isolation and switching in the terminal combined electric appliances under the alternating current 50/60Hz, rated voltage AC240V or AC415V and with rated current 16 to 125A. The double point direct moving structure enlarges the current capacity while making full use of the electrical power supplement. In addition, power reserving handle mechanism with high on/off speed promotes the working reliability. HiSD type breakers comply with IEC/EN standard, and can be applied to industry, commerce, high-rise buildings, household and other similar installations.

| Features |

- **High quality materials against fire, high temperature rise and shock**
- **Clear ON/OFF indicator**
- **Double terminal connection by cable or bus bar**

| Ratings |

Model		HiSD125	
Figure			
Standard		IEC/EN60947-3	
Number of poles (P)		1, 2, 3, 4	
Rated current [In] (A)		16, 32, 40, 63, 80, 100, 125	
Rated insulation voltage [Ui] (V)		AC500	
Rated operational voltage [Ue] (V)		AC240/415 ¹⁾	
Rated impulse withstand voltage [Uimp] (kV)		6	
Rated frequency (Hz)		50/60	
Durability (times)	Electrical	10,000	
	Mechanical	20,000	
	Operating frequency per hour	120	
Protection degree		IP20	
Pollution degree		3	
Ambient temperature (with daily average $\leq +35^{\circ}\text{C}$) ($^{\circ}\text{C}$)		-25 to +55	
Storage temperature ($^{\circ}\text{C}$)		-40 to +70	
Terminal size of top/bottom	for cable	IEC (mm ²)	50
		UL/CSA (AWG)	0
	for bus bar	IEC (mm ²)	50
		UL/CSA (AWG)	0
Tightening torque (Nm)		2.5	
Mounting		35mm DIN-rail	
Weight (kg)	1P	0.07	
	2P	0.14	
	3P	0.21	
	4P	0.28	
Dimensions (mm) (W×H×D)	1P	17.5×80×74	
	2P	34.8×80×74	
	3P	52.3×80×74	
	4P	69.8×80×74	





※1) AC415V is not applicable for 1P breaker.


HiSD125 / 16-125A

<p>Standard Protection Specification</p>	<p>IEC/EN60947-3 isolation 16, 32, 40, 63, 80, 100, 125A 1, 2, 3, 4 pole AC240V (1P), AC240/415V</p>	<p>Dimensions</p>
---	--	--------------------------

Order information

HiSD125

Rating		Code	Unit (EA)	Category	
 1P	16A	HISD125 1PDSS0000C 00016	120	MCB	M8
	32A	HISD125 1PDSS0000C 00032			
	40A	HISD125 1PDSS0000C 00040			
	63A	HISD125 1PDSS0000C 00063			
	80A	HISD125 1PDSS0000C 00080			
	100A	HISD125 1PDSS0000C 00100			
	125A	HISD125 1PDSS0000C 00125			
 2P	16A	HISD125 2PDSS0000C 00016	60	MCB	M8
	32A	HISD125 2PDSS0000C 00032			
	40A	HISD125 2PDSS0000C 00040			
	63A	HISD125 2PDSS0000C 00063			
	80A	HISD125 2PDSS0000C 00080			
	100A	HISD125 2PDSS0000C 00100			
	125A	HISD125 2PDSS0000C 00125			
 3P	16A	HISD125 3PDSS0000C 00016	40	MCB	M8
	32A	HISD125 3PDSS0000C 00032			
	40A	HISD125 3PDSS0000C 00040			
	63A	HISD125 3PDSS0000C 00063			
	80A	HISD125 3PDSS0000C 00080			
	100A	HISD125 3PDSS0000C 00100			
	125A	HISD125 3PDSS0000C 00125			
 4P	16A	HISD125 4PDSS0000C 00016	30	MCB	M8
	32A	HISD125 4PDSS0000C 00032			
	40A	HISD125 4PDSS0000C 00040			
	63A	HISD125 4PDSS0000C 00063			
	80A	HISD125 4PDSS0000C 00080			
	100A	HISD125 4PDSS0000C 00100			
	125A	HISD125 4PDSS0000C 00125			



RCCB

RESIDUAL CURRENT CIRCUIT BREAKER

Features

| Application |

Hyundai HiRC, HiRO and HiRD type residual current circuit breakers are mainly used to protect against earth leakage current under the alternating current 50/60Hz, rated voltage AC240V or AC415V and with rated current 1 to 125A.

They open circuit automatically in the event an earth fault between phase and earth, or neutral and earth by detecting the residual current and comparing with the rated residual current through ZCT.

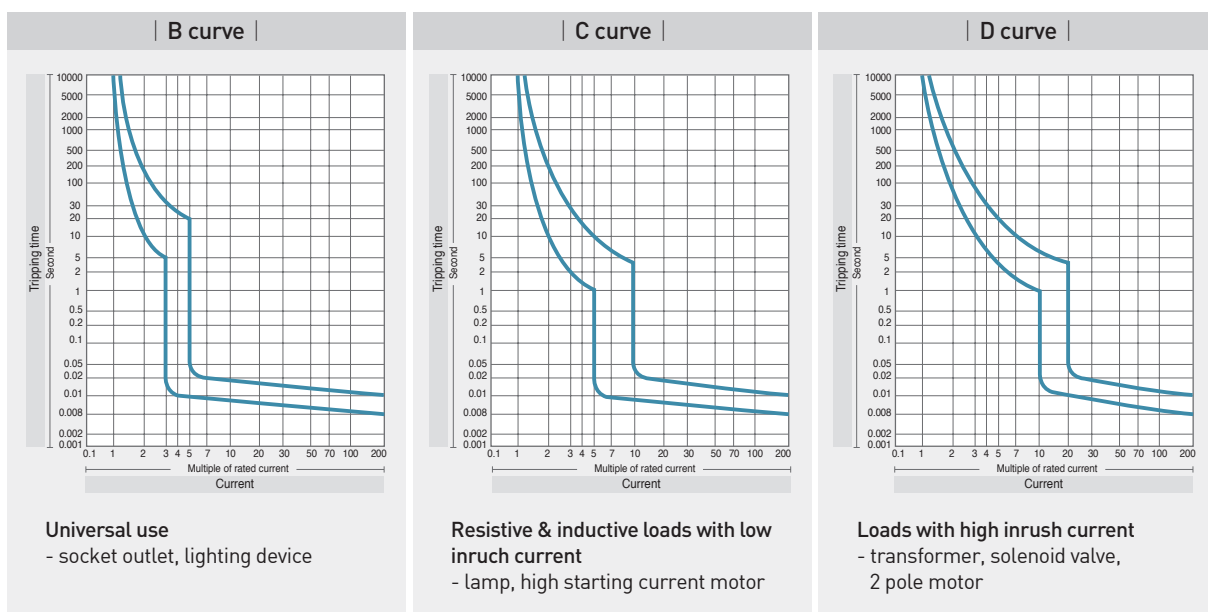
HiRO and HiRD type, which are combinations of residual current device and miniature circuit breaker, also offer protection against overload and short circuit as well as earth leakage. All products comply with IEC/EN standard, and can be applied to industry, commerce, high-rise buildings, household and other similar installations.

| Features |







- Current limiting structure
- High quality materials against fire, high temperature rise and shock
- Clear ON/OFF indicator
- Double terminal connection by cable or bus bar

| Tripping characteristic |

Curve	Rated current	Condition					
		Thermal release			Electromagnetic release		
		Conventional current	Tripping	Tripping time	Holding current	Tripping current	Tripping time
B	6-63A	1.13×I _n		>1h	3×I _n		>0.1sec.
			1.45×I _n	<1h		5×I _n	<0.1sec.
C	0.5-63A	1.13×I _n		>1h	5×I _n		>0.1sec.
			1.45×I _n	<1h		10×I _n	<0.1sec.
D	0.5-63A	1.13×I _n		>1h	10×I _n		>0.1sec.
			1.45×I _n	<1h		20×I _n	<0.1sec.



Current characteristic |

Current type	Current waveform	Type application of residual current circuit breaker		Tripping current
		AC 	A 	
AC residual current		✓	✓	0.5 ... 1.0I _{Δn}
Pulsating DC residual currents (pos. or neg. half-waves)		--	✓	0.35 ... 1.4I _{Δn}
Started half-wave currents Start angle 90°el Start angle 1350°el		--	✓ ✓	0.25 ... 1.4I _{Δn} 0.11 ... 1.4I _{Δn}
Half-wave current during superimposition with smooth direct current of 6mA		--	✓	max ... 1.4I _{Δn} + 6mA

Temperature derating table |


Rated current (A)	Correction factor for ambient temperature											
	-40°C	-30°C	-20°C	-10°C	0°C	10°C	20°C	30°C	40°C	50°C	60°C	70°C
1	1.33	1.29	1.25	1.2	1.15	1.11	1.05	1	0.94	0.88	0.82	0.75
2	2.67	2.58	2.49	2.4	2.31	2.21	2.11	2	1.89	1.76	1.63	1.49
3	4	3.9	3.7	3.6	3.5	3.3	3.2	3	2.8	2.6	2.4	2.2
4	5.3	5.2	5	4.8	4.6	4.4	4.2	4	3.8	3.5	3.3	3
5	6.7	6.5	6.31	6.1	5.8	5.5	5.25	5	4.7	4.3	4	3.7
6	8	7.7	7.5	7.2	6.9	6.6	6.3	6	5.7	5.3	4.9	4.5
10	13.3	12.9	12.5	12	11.5	11.1	10.5	10	9.4	8.8	8.2	7.5
13	17.3	16.8	16.2	15.6	15	14.4	13.7	13	12.3	11.5	10.6	9.7
15	19.5	18.7	18	17.4	16.7	16.1	15.6	15	14.2	13.1	12	11
16	21.3	20.7	20	19.2	18.5	17.7	16.9	16	15.1	14.1	13.1	11.9
20	26.7	25.8	24.9	24	23.1	22.1	21.1	20	18.9	17.6	16.3	14.9
25	33.3	32.3	31.2	30	28.9	27.6	26.4	25	23.6	22	20.4	18.6
32	42.7	41.3	39.9	38.5	37	35.4	33.7	32	30.2	28.2	26.1	23.9
40	53.3	51.6	49.9	48.1	46.2	44.2	42.2	40	37.7	35.3	32.7	29.8
50	66.7	64.5	62.4	60.1	57.7	55.3	52.7	50	47.1	44.1	40.8	37.3
63	84	81.3	78.6	75.7	72.7	69.6	66.4	63	59.4	55.6	51.4	47

Features


| Appearance |

without overcurrent protection

■ HiRC100-N / 63-100A 30-500mA




■ HiRC63-N / 16-63A 30-500mA




with overcurrent protection





■ HiRO40 / 4.5kA 1-40A 10-500mA



■ HiRD125 / 10kA 63-125A 10-500mA ■ HiRD63 / 6kA 40-63A 10-500mA
■ HiRD32 / 6kA 1-32A 10-500mA






Ratings

Model			HIRC100-N	HiRC63-N	HiRC63	HiRO40
Figure						
Standard			IEC/EN61008	IEC/EN61008	IEC/EN61008	IEC/EN61009
Current characteristic (type)			AC, A	AC, A	AC, A	AC
Number of poles (P)			2 (1+N), 4 (3+N)	2 (1+N), 4 (3+N)	2 (1+N), 4 (3+N)	1+N
Rated current [In] (A)			63, 80, 100	16, 25, 32, 40, 63	16, 25, 32, 40, 63	1, 3, 5, 6, 10, 16, 20, 25, 32, 40
Rated residual current [$I_{\Delta n}$] (mA)			30, 100, 300, 500	30, 100, 300, 500	30, 100, 300, 500	10, 30, 100, 300, 500
Rated insulation voltage [Ui] (V)			AC500	AC500	AC500	AC500
Rated operational voltage [Ue] (V)			AC240/415 ¹⁾	AC240/415 ¹⁾	AC240/415 ¹⁾	AC240
Rated impulse withstand voltage [Uimp] (kV)			5	5	5	5
Rated frequency (Hz)			50/60	50/60	50/60	50/60
Rated conditional short-circuit current (kA)			10	6	6	4.5
Breaking power [Icn] (kA r.m.s.)	IEC60898	AC220/240V	-	-	-	4.5
		AC380V	-	-	-	4.5
		AC400/460V	-	-	-	4.5
Rated short-circuit breaking capacity [Icu] (kA r.m.s.)	IEC60947-2	AC220/240V	-	-	-	6
		AC400/460V	-	-	-	6
		DC24V	-	-	-	7.5
		DC60V	-	-	-	6
		DC110V	-	-	-	6
Ics (= % Icu)		75	75	75	75	
Tripping characteristic (curve)			-	-	-	B, C, D
Durability (times)	Electrical		10,000	10,000	10,000	10,000
	Mechanical		20,000	20,000	20,000	20,000
	Operating frequency per hour		120	240(16, 25A), 120(32, 40, 63A)	240(16, 25A), 120(32, 40, 63A)	120
Protection degree			IP20	IP20	IP20	IP20
Pollution degree			3	3	3	3
Reference temperature for setting of thermal element (°C)			-	-	-	30
Ambient temperature (with daily average $\leq +35^{\circ}\text{C}$) (°C)			-25 to +55	-25 to +55	-25 to +55	-25 to +55
Storage temperature (°C)			-40 to +70	-40 to +70	-40 to +70	-40 to +70
Terminal size of top/bottom	for cable	IEC (mm ²)	35	25	25	16
		UL/CSA (AWG)	2	4	4	6
	for bus bar	IEC (mm ²)	35	25	25	16
		UL/CSA (AWG)	2	4	4	6
Tightening torque (Nm)			3	2.5	2.5	2.5
Mounting			35mm DIN-rail	35mm DIN-rail	35mm DIN-rail	35mm DIN-rail
Weight (kg)	2P (1P+N)		0.24	0.17	0.17	0.16
	4P (3P+N)		0.42	0.34	0.34	-
	1P+N		-	-	-	0.16
Dimensions (mm) (W×H×D)	2P (1P+N)		36×100×67.8	36×82×67.3	35×80×74	35×80×73.5
	4P (3P+N)		72×100×67.8	72×82×67.3	70×80×74	-

※ 1) AC415V is not applicable for 2P (1P+N) and 1P+N breaker.

Ratings

Model		HiRD125	HiRD63	HiRD32	
Figure					
Standard		IEC/EN61009	IEC/EN61009	IEC/EN61009	
Current characteristic (type)		AC	AC	AC	
Number of poles (P)		1+N, 2, 3, 3+N, 4	1+N, 2, 3, 3+N, 4	1+N, 2, 3, 3+N, 4	
Rated current [In] [A]		63, 80, 100, 125	40, 50, 63	1, 2, 3, 4, 5, 6, 10, 13, 15, 16, 20, 25, 32	
Rated residual current [IΔn] [mA]		10, 30, 100, 300, 500	10, 30, 100, 300, 500	10, 30, 100, 300, 500	
Rated insulation voltage [Ui] [V]		AC500	AC500	AC500	
Rated operational voltage [Ue] [V]		AC240/415 ¹⁾	AC240/415 ¹⁾	AC240/415 ¹⁾	
Rated impulse withstand voltage [Uimp] [kV]		5	5	5	
Rated frequency [Hz]		50/60	50/60	50/60	
Rated conditional short-circuit current [kA]		10	6	6	
Breaking power [Icn] [kA r.m.s.]	IEC60898	AC220/240V	10	6	
		AC380V	10	6	
		AC400/460V	10	6	
Rated short-circuit breaking capacity [Icu] [kA r.m.s.]	IEC60947-2	AC220/240V	25	20	
		AC400/460V	15	10	
		DC24V	30	20	
		DC60V	15	10	
		DC110V	15	10	
Ics (= % Icu)		75	100	100	
Tripping characteristic (curve)		B, C, D	B, C, D	B, C, D	
Durability (times)	Electrical	10,000	10,000	10,000	
	Mechanical	20,000	20,000	20,000	
	Operating frequency per hour	120	120	120	
Protection degree		IP20	IP20	IP20	
Pollution degree		3	3	3	
Reference temperature for setting of thermal element [°C]		30	30	30	
Ambient temperature (with daily average ≤ +35°C) [°C]		-25 to +55	-25 to +55	-25 to +55	
Storage temperature [°C]		-40 to +70	-40 to +70	-40 to +70	
Terminal size of top/bottom	for cable	IEC [mm ²]	50	25	25
		UL/CSA [AWG]	0	4	4
	for bus bar	IEC [mm ²]	50	25	25
		UL/CSA [AWG]	0	4	4
Tightening torque (Nm)		2.5	2.5	2.5	
Mounting		35mm DIN-rail	35mm DIN-rail	35mm DIN-rail	
Weight (kg)	1P+N	0.36	0.24	0.21	
	2P	0.51	0.34	0.32	
	3P	0.76	0.48	0.45	
	3P+N	0.83	0.52	0.48	
	4P	0.98	0.61	0.57	
Dimensions (mm) (W×H×D)	1P+N	80×84×73.8	51.5×88×73.8	44.3×88×73.8	
	2P	117×84×73.8	69×88×73.8	61.8×88×73.8	
	3P	151×84×73.8	100×88×73.8	88.3×88×73.8	
	3P+N	168.5×84×73.8	113.5×88×73.8	97.3×88×73.8	
	4P	195×84×73.8	131×88×73.8	114.8×88×73.8	

※ 1) AC415V is not applicable for 1P+N breaker.

HiRC100-N / 63-100A 30-500mA

Standard Protection Specification	IEC/EN61008	Dimensions	
	earth leakage AC240V (1P), AC240/415V 63, 80, 100A 30, 100, 300, 500mA 2 (1+N), 4 (3+N) pole AC, A type		
	※N phase located at the left pole.		

■ Order information









HiRC100-N

AC type				A type				Unit (EA)	Category	
Rating		Code	Rating		Code					
 2P (1P+N), 30mA	63A	HIRC100-N 2PG4S0000C 00063G	 2P (1P+N), 30mA	63A	HIRC100-N 2PG4S0000C 00063F	60	RCCB	M9		
	80A	HIRC100-N 2PG4S0000C 00080G		80A	HIRC100-N 2PG4S0000C 00080F					
	100A	HIRC100-N 2PG4S0000C 00100G		100A	HIRC100-N 2PG4S0000C 00100F					
 4P (3P+N), 30mA	63A	HIRC100-N 4PG4S0000C 00063G	 4P (3P+N), 30mA	63A	HIRC100-N 4PG4S0000C 00063F	30	RCCB	M9		
	80A	HIRC100-N 4PG4S0000C 00080G		80A	HIRC100-N 4PG4S0000C 00080F					
	100A	HIRC100-N 4PG4S0000C 00100G		100A	HIRC100-N 4PG4S0000C 00100F					
 2P (1P+N), 100mA	63A	HIRC100-N 2PG5S0000C 00063G	 2P (1P+N), 100mA	63A	HIRC100-N 2PG5S0000C 00063F	60	RCCB	M9		
	80A	HIRC100-N 2PG5S0000C 00080G		80A	HIRC100-N 2PG5S0000C 00080F					
	100A	HIRC100-N 2PG5S0000C 00100G		100A	HIRC100-N 2PG5S0000C 00100F					
 4P (3P+N), 100mA	63A	HIRC100-N 4PG5S0000C 00063G	 4P (3P+N), 100mA	63A	HIRC100-N 4PG5S0000C 00063F	30	RCCB	M9		
	80A	HIRC100-N 4PG5S0000C 00080G		80A	HIRC100-N 4PG5S0000C 00080F					
	100A	HIRC100-N 4PG5S0000C 00100G		100A	HIRC100-N 4PG5S0000C 00100F					
 2P (1P+N), 300mA	63A	HIRC100-N 2PG7S0000C 00063G	 2P (1P+N), 300mA	63A	HIRC100-N 2PG7S0000C 00063F	60	RCCB	M9		
	80A	HIRC100-N 2PG7S0000C 00080G		80A	HIRC100-N 2PG7S0000C 00080F					
	100A	HIRC100-N 2PG7S0000C 00100G		100A	HIRC100-N 2PG7S0000C 00100F					
 4P (3P+N), 300mA	63A	HIRC100-N 4PG7S0000C 00063G	 4P (3P+N), 300mA	63A	HIRC100-N 4PG7S0000C 00063F	30	RCCB	M9		
	80A	HIRC100-N 4PG7S0000C 00080G		80A	HIRC100-N 4PG7S0000C 00080F					
	100A	HIRC100-N 4PG7S0000C 00100G		100A	HIRC100-N 4PG7S0000C 00100F					
 2P (1P+N), 500mA	63A	HIRC100-N 2PG8S0000C 00063G	 2P (1P+N), 500mA	63A	HIRC100-N 2PG8S0000C 00063F	60	RCCB	M9		
	80A	HIRC100-N 2PG8S0000C 00080G		80A	HIRC100-N 2PG8S0000C 00080F					
	100A	HIRC100-N 2PG8S0000C 00100G		100A	HIRC100-N 2PG8S0000C 00100F					
 4P (3P+N), 500mA	63A	HIRC100-N 4PG8S0000C 00063G	 4P (3P+N), 500mA	63A	HIRC100-N 4PG8S0000C 00063F	30	RCCB	M9		
	80A	HIRC100-N 4PG8S0000C 00080G		80A	HIRC100-N 4PG8S0000C 00080F					
	100A	HIRC100-N 4PG8S0000C 00100G		100A	HIRC100-N 4PG8S0000C 00100F					

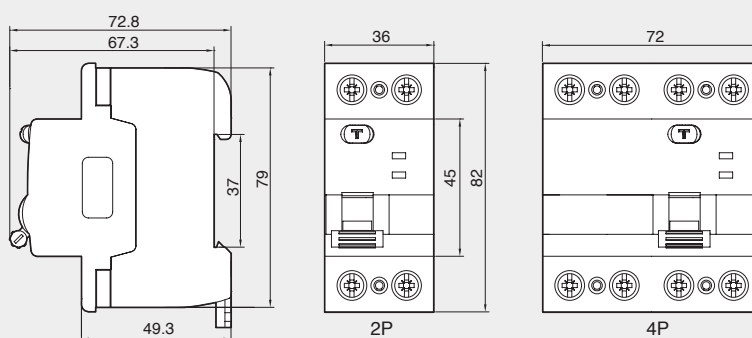
HiRC63-N / 16-63A 30-500mA

Standard Protection Specification	IEC/EN61008 earth leakage AC240V (1P), AC240/415V 16, 25, 32, 40, 63A 30, 100, 300, 500mA 2 (1+N), 4 (3+N) pole AC, A type ※N phase located at the left pole.
--	--

■ Order information









AC type		A type		Unit (EA)	HiRC63-N Category			
Rating	Code	Rating	Code					
 2P (1P+N), 30mA	16A	HIRC63-N 2PG4S0000C 00016G	 2P (1P+N), 30mA	16A	HIRC63-N 2PG4S0000C 00016F	60	RCCB	M9
	25A	HIRC63-N 2PG4S0000C 00025G		25A	HIRC63-N 2PG4S0000C 00025F			
	32A	HIRC63-N 2PG4S0000C 00032G		32A	HIRC63-N 2PG4S0000C 00032F			
	40A	HIRC63-N 2PG4S0000C 00040G		40A	HIRC63-N 2PG4S0000C 00040F			
	63A	HIRC63-N 2PG4S0000C 00063G		63A	HIRC63-N 2PG4S0000C 00063F			
 4P (3P+N), 30mA	16A	HIRC63-N 4PG4S0000C 00016G	 4P (3P+N), 30mA	16A	HIRC63-N 4PG4S0000C 00016F	30	RCCB	M9
	25A	HIRC63-N 4PG4S0000C 00025G		25A	HIRC63-N 4PG4S0000C 00025F			
	32A	HIRC63-N 4PG4S0000C 00032G		32A	HIRC63-N 4PG4S0000C 00032F			
	40A	HIRC63-N 4PG4S0000C 00040G		40A	HIRC63-N 4PG4S0000C 00040F			
	63A	HIRC63-N 4PG4S0000C 00063G		63A	HIRC63-N 4PG4S0000C 00063F			
 2P (1P+N), 100mA	16A	HIRC63-N 2PG5S0000C 00016G	 2P (1P+N), 100mA	16A	HIRC63-N 2PG5S0000C 00016F	60	RCCB	M9
	25A	HIRC63-N 2PG5S0000C 00025G		25A	HIRC63-N 2PG5S0000C 00025F			
	32A	HIRC63-N 2PG5S0000C 00032G		32A	HIRC63-N 2PG5S0000C 00032F			
	40A	HIRC63-N 2PG5S0000C 00040G		40A	HIRC63-N 2PG5S0000C 00040F			
	63A	HIRC63-N 2PG5S0000C 00063G		63A	HIRC63-N 2PG5S0000C 00063F			
 4P (3P+N), 100mA	16A	HIRC63-N 4PG5S0000C 00016G	 4P (3P+N), 100mA	16A	HIRC63-N 4PG5S0000C 00016F	30	RCCB	M9
	25A	HIRC63-N 4PG5S0000C 00025G		25A	HIRC63-N 4PG5S0000C 00025F			
	32A	HIRC63-N 4PG5S0000C 00032G		32A	HIRC63-N 4PG5S0000C 00032F			
	40A	HIRC63-N 4PG5S0000C 00040G		40A	HIRC63-N 4PG5S0000C 00040F			
	63A	HIRC63-N 4PG5S0000C 00063G		63A	HIRC63-N 4PG5S0000C 00063F			

Dimensions



Order information

HiRC63-N









AC type		A type		Unit (EA)	Category		
Rating	Code	Rating	Code				
 2P (1P+N), 300mA	16A	HIRC63-N 2PG7S0000C 00016G	 2P (1P+N), 300mA	60	RCCB	M9	
	25A	HIRC63-N 2PG7S0000C 00025G	25A				HIRC63-N 2PG7S0000C 00025F
	32A	HIRC63-N 2PG7S0000C 00032G	32A				HIRC63-N 2PG7S0000C 00032F
	40A	HIRC63-N 2PG7S0000C 00040G	40A				HIRC63-N 2PG7S0000C 00040F
	63A	HIRC63-N 2PG7S0000C 00063G	63A				HIRC63-N 2PG7S0000C 00063F
 4P (3P+N), 300mA	16A	HIRC63-N 4PG7S0000C 00016G	 4P (3P+N), 300mA	30	RCCB	M9	
	25A	HIRC63-N 4PG7S0000C 00025G	25A				HIRC63-N 4PG7S0000C 00025F
	32A	HIRC63-N 4PG7S0000C 00032G	32A				HIRC63-N 4PG7S0000C 00032F
	40A	HIRC63-N 4PG7S0000C 00040G	40A				HIRC63-N 4PG7S0000C 00040F
	63A	HIRC63-N 4PG7S0000C 00063G	63A				HIRC63-N 4PG7S0000C 00063F
 2P (1P+N), 500mA	16A	HIRC63-N 2PG8S0000C 00016G	 2P (1P+N), 500mA	60	RCCB	M9	
	25A	HIRC63-N 2PG8S0000C 00025G	25A				HIRC63-N 2PG8S0000C 00025F
	32A	HIRC63-N 2PG8S0000C 00032G	32A				HIRC63-N 2PG8S0000C 00032F
	40A	HIRC63-N 2PG8S0000C 00040G	40A				HIRC63-N 2PG8S0000C 00040F
	63A	HIRC63-N 2PG8S0000C 00063G	63A				HIRC63-N 2PG8S0000C 00063F
 4P (3P+N), 500mA	16A	HIRC63-N 4PG8S0000C 00016G	 4P (3P+N), 500mA	30	RCCB	M9	
	25A	HIRC63-N 4PG8S0000C 00025G	25A				HIRC63-N 4PG8S0000C 00025F
	32A	HIRC63-N 4PG8S0000C 00032G	32A				HIRC63-N 4PG8S0000C 00032F
	40A	HIRC63-N 4PG8S0000C 00040G	40A				HIRC63-N 4PG8S0000C 00040F
	63A	HIRC63-N 4PG8S0000C 00063G	63A				HIRC63-N 4PG8S0000C 00063F

HiRC63 / 16-63A 30-500mA

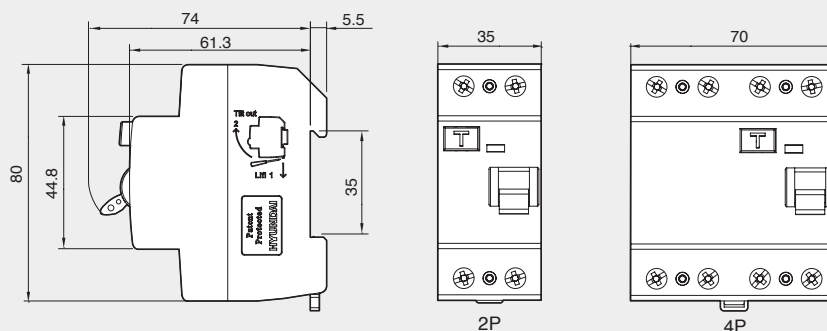
Standard Protection Specification	IEC/EN61008 earth leakage AC240V (1P), AC240/415V 16, 25, 32, 40, 63A 30, 100, 300, 500mA 2 (1+N), 4 (3+N) pole AC, A type ※N phase located at the right pole.
--	---

■ Order information

HiRC63









AC type			A type			Unit (EA)	Category	
Rating	Code		Rating	Code				
 <p>2P (1P+N), 30mA</p>	16A	HIRC63 2PG4S0000C 00016G	 <p>2P (1P+N), 30mA</p>	16A	HIRC63 2PG4S0000C 00016F	60	RCCB	M9
	25A	HIRC63 2PG4S0000C 00025G		25A	HIRC63 2PG4S0000C 00025F			
	32A	HIRC63 2PG4S0000C 00032G		32A	HIRC63 2PG4S0000C 00032F			
	40A	HIRC63 2PG4S0000C 00040G		40A	HIRC63 2PG4S0000C 00040F			
	63A	HIRC63 2PG4S0000C 00063G		63A	HIRC63 2PG4S0000C 00063F			
 <p>4P (3P+N), 30mA</p>	16A	HIRC63 4PG4S0000C 00016G	 <p>4P (3P+N), 30mA</p>	16A	HIRC63 4PG4S0000C 00016F	30	RCCB	M9
	25A	HIRC63 4PG4S0000C 00025G		25A	HIRC63 4PG4S0000C 00025F			
	32A	HIRC63 4PG4S0000C 00032G		32A	HIRC63 4PG4S0000C 00032F			
	40A	HIRC63 4PG4S0000C 00040G		40A	HIRC63 4PG4S0000C 00040F			
	63A	HIRC63 4PG4S0000C 00063G		63A	HIRC63 4PG4S0000C 00063F			
 <p>2P (1P+N), 100mA</p>	16A	HIRC63 2PG5S0000C 00016G	 <p>2P (1P+N), 100mA</p>	16A	HIRC63 2PG5S0000C 00016F	60	RCCB	M9
	25A	HIRC63 2PG5S0000C 00025G		25A	HIRC63 2PG5S0000C 00025F			
	32A	HIRC63 2PG5S0000C 00032G		32A	HIRC63 2PG5S0000C 00032F			
	40A	HIRC63 2PG5S0000C 00040G		40A	HIRC63 2PG5S0000C 00040F			
	63A	HIRC63 2PG5S0000C 00063G		63A	HIRC63 2PG5S0000C 00063F			
 <p>4P (3P+N), 100mA</p>	16A	HIRC63 4PG5S0000C 00016G	 <p>4P (3P+N), 100mA</p>	16A	HIRC63 4PG5S0000C 00016F	30	RCCB	M9
	25A	HIRC63 4PG5S0000C 00025G		25A	HIRC63 4PG5S0000C 00025F			
	32A	HIRC63 4PG5S0000C 00032G		32A	HIRC63 4PG5S0000C 00032F			
	40A	HIRC63 4PG5S0000C 00040G		40A	HIRC63 4PG5S0000C 00040F			
	63A	HIRC63 4PG5S0000C 00063G		63A	HIRC63 4PG5S0000C 00063F			

Dimensions



Order information

HIRC63




AC type		A type		Unit (EA)	Category	
Rating	Code	Rating	Code			
 2P (1P+N), 300mA	16A	HIRC63 2PG7S0000C 00016G	 2P (1P+N), 300mA	60	RCCB	M9
	25A	HIRC63 2PG7S0000C 00025G				
	32A	HIRC63 2PG7S0000C 00032G				
	40A	HIRC63 2PG7S0000C 00040G				
	63A	HIRC63 2PG7S0000C 00063G				
 4P (3P+N), 300mA	16A	HIRC63 4PG7S0000C 00016G	 4P (3P+N), 300mA	30	RCCB	M9
	25A	HIRC63 4PG7S0000C 00025G				
	32A	HIRC63 4PG7S0000C 00032G				
	40A	HIRC63 4PG7S0000C 00040G				
	63A	HIRC63 4PG7S0000C 00063G				
 2P (1P+N), 500mA	16A	HIRC63 2PG8S0000C 00016G	 2P (1P+N), 500mA	60	RCCB	M9
	25A	HIRC63 2PG8S0000C 00025G				
	32A	HIRC63 2PG8S0000C 00032G				
	40A	HIRC63 2PG8S0000C 00040G				
	63A	HIRC63 2PG8S0000C 00063G				
 4P (3P+N), 500mA	16A	HIRC63 4PG8S0000C 00016G	 4P (3P+N), 500mA	30	RCCB	M9
	25A	HIRC63 4PG8S0000C 00025G				
	32A	HIRC63 4PG8S0000C 00032G				
	40A	HIRC63 4PG8S0000C 00040G				
	63A	HIRC63 4PG8S0000C 00063G				

RCCB

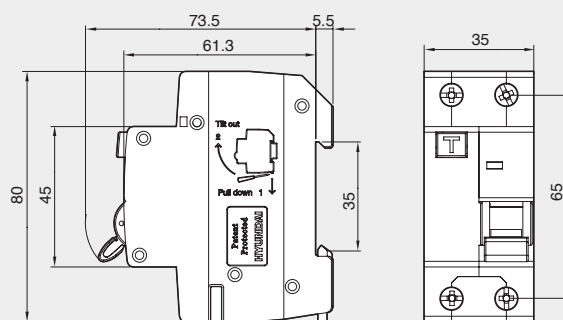
HiRO40 / 4.5kA 1-40A 10-500mA (AC type only)

Standard Protection Specification	IEC/EN61009 overload, short-circuit, earth leakage 4.5kA at AC240/415V 1, 3, 5, 6, 10, 16, 20, 25, 32, 40A 10, 30, 100, 300, 500mA 1+N pole B, C, D curve ※N phase located at the left pole.
--	---

■ Order information


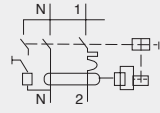

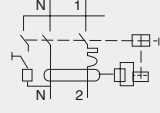
Rating	Code			Unit (EA)	Category		
	B curve	C curve	D curve		HiRO40		
 4.5kA, 1P+N, 10mA	1A	HIRO40 1NG2S0000C 00001B	HIRO40 1NG2S0000C 00001C	HIRO40 1NG2S0000C 00001D	60	RCCB	MA
	3A	HIRO40 1NG2S0000C 00003B	HIRO40 1NG2S0000C 00003C	HIRO40 1NG2S0000C 00003D			
	5A	HIRO40 1NG2S0000C 00005B	HIRO40 1NG2S0000C 00005C	HIRO40 1NG2S0000C 00005D			
	6A	HIRO40 1NG2S0000C 00006B	HIRO40 1NG2S0000C 00006C	HIRO40 1NG2S0000C 00006D			
	10A	HIRO40 1NG2S0000C 00010B	HIRO40 1NG2S0000C 00010C	HIRO40 1NG2S0000C 00010D			
	16A	HIRO40 1NG2S0000C 00016B	HIRO40 1NG2S0000C 00016C	HIRO40 1NG2S0000C 00016D			
	20A	HIRO40 1NG2S0000C 00020B	HIRO40 1NG2S0000C 00020C	HIRO40 1NG2S0000C 00020D			
	25A	HIRO40 1NG2S0000C 00025B	HIRO40 1NG2S0000C 00025C	HIRO40 1NG2S0000C 00025D			
	32A	HIRO40 1NG2S0000C 00032B	HIRO40 1NG2S0000C 00032C	HIRO40 1NG2S0000C 00032D			
	40A	HIRO40 1NG2S0000C 00040B	HIRO40 1NG2S0000C 00040C	HIRO40 1NG2S0000C 00040D			
 4.5kA, 1P+N, 30mA	1A	HIRO40 1NG4S0000C 00001B	HIRO40 1NG4S0000C 00001C	HIRO40 1NG4S0000C 00001D	60	RCCB	MA
	3A	HIRO40 1NG4S0000C 00003B	HIRO40 1NG4S0000C 00003C	HIRO40 1NG4S0000C 00003D			
	5A	HIRO40 1NG4S0000C 00005B	HIRO40 1NG4S0000C 00005C	HIRO40 1NG4S0000C 00005D			
	6A	HIRO40 1NG4S0000C 00006B	HIRO40 1NG4S0000C 00006C	HIRO40 1NG4S0000C 00006D			
	10A	HIRO40 1NG4S0000C 00010B	HIRO40 1NG4S0000C 00010C	HIRO40 1NG4S0000C 00010D			
	16A	HIRO40 1NG4S0000C 00016B	HIRO40 1NG4S0000C 00016C	HIRO40 1NG4S0000C 00016D			
	20A	HIRO40 1NG4S0000C 00020B	HIRO40 1NG4S0000C 00020C	HIRO40 1NG4S0000C 00020D			
	25A	HIRO40 1NG4S0000C 00025B	HIRO40 1NG4S0000C 00025C	HIRO40 1NG4S0000C 00025D			
	32A	HIRO40 1NG4S0000C 00032B	HIRO40 1NG4S0000C 00032C	HIRO40 1NG4S0000C 00032D			
	40A	HIRO40 1NG4S0000C 00040B	HIRO40 1NG4S0000C 00040C	HIRO40 1NG4S0000C 00040D			
 4.5kA, 1P+N, 100mA	1A	HIRO40 1NG5S0000C 00001B	HIRO40 1NG5S0000C 00001C	HIRO40 1NG5S0000C 00001D	60	RCCB	MA
	3A	HIRO40 1NG5S0000C 00003B	HIRO40 1NG5S0000C 00003C	HIRO40 1NG5S0000C 00003D			
	5A	HIRO40 1NG5S0000C 00005B	HIRO40 1NG5S0000C 00005C	HIRO40 1NG5S0000C 00005D			
	6A	HIRO40 1NG5S0000C 00006B	HIRO40 1NG5S0000C 00006C	HIRO40 1NG5S0000C 00006D			
	10A	HIRO40 1NG5S0000C 00010B	HIRO40 1NG5S0000C 00010C	HIRO40 1NG5S0000C 00010D			
	16A	HIRO40 1NG5S0000C 00016B	HIRO40 1NG5S0000C 00016C	HIRO40 1NG5S0000C 00016D			
	20A	HIRO40 1NG5S0000C 00020B	HIRO40 1NG5S0000C 00020C	HIRO40 1NG5S0000C 00020D			
	25A	HIRO40 1NG5S0000C 00025B	HIRO40 1NG5S0000C 00025C	HIRO40 1NG5S0000C 00025D			
	32A	HIRO40 1NG5S0000C 00032B	HIRO40 1NG5S0000C 00032C	HIRO40 1NG5S0000C 00032D			
	40A	HIRO40 1NG5S0000C 00040B	HIRO40 1NG5S0000C 00040C	HIRO40 1NG5S0000C 00040D			

Dimensions



Order information

HIRO40

Rating	Code			Unit (EA)	Category		
	B curve	C curve	D curve				
  4.5kA, 1P+N, 300mA	1A	HIRO40 1NG7S0000C 00001B	HIRO40 1NG7S0000C 00001C	HIRO40 1NG7S0000C 00001D	60	RCCB	MA
	3A	HIRO40 1NG7S0000C 00003B	HIRO40 1NG7S0000C 00003C	HIRO40 1NG7S0000C 00003D			
	5A	HIRO40 1NG7S0000C 00005B	HIRO40 1NG7S0000C 00005C	HIRO40 1NG7S0000C 00005D			
	6A	HIRO40 1NG7S0000C 00006B	HIRO40 1NG7S0000C 00006C	HIRO40 1NG7S0000C 00006D			
	10A	HIRO40 1NG7S0000C 00010B	HIRO40 1NG7S0000C 00010C	HIRO40 1NG7S0000C 00010D			
	16A	HIRO40 1NG7S0000C 00016B	HIRO40 1NG7S0000C 00016C	HIRO40 1NG7S0000C 00016D			
	20A	HIRO40 1NG7S0000C 00020B	HIRO40 1NG7S0000C 00020C	HIRO40 1NG7S0000C 00020D			
	25A	HIRO40 1NG7S0000C 00025B	HIRO40 1NG7S0000C 00025C	HIRO40 1NG7S0000C 00025D			
	32A	HIRO40 1NG7S0000C 00032B	HIRO40 1NG7S0000C 00032C	HIRO40 1NG7S0000C 00032D			
	40A	HIRO40 1NG7S0000C 00040B	HIRO40 1NG7S0000C 00040C	HIRO40 1NG7S0000C 00040D			
  4.5kA, 1P+N, 500mA	1A	HIRO40 1NG8S0000C 00001B	HIRO40 1NG8S0000C 00001C	HIRO40 1NG8S0000C 00001D	60	RCCB	MA
	3A	HIRO40 1NG8S0000C 00003B	HIRO40 1NG8S0000C 00003C	HIRO40 1NG8S0000C 00003D			
	5A	HIRO40 1NG8S0000C 00005B	HIRO40 1NG8S0000C 00005C	HIRO40 1NG8S0000C 00005D			
	6A	HIRO40 1NG8S0000C 00006B	HIRO40 1NG8S0000C 00006C	HIRO40 1NG8S0000C 00006D			
	10A	HIRO40 1NG8S0000C 00010B	HIRO40 1NG8S0000C 00010C	HIRO40 1NG8S0000C 00010D			
	16A	HIRO40 1NG8S0000C 00016B	HIRO40 1NG8S0000C 00016C	HIRO40 1NG8S0000C 00016D			
	20A	HIRO40 1NG8S0000C 00020B	HIRO40 1NG8S0000C 00020C	HIRO40 1NG8S0000C 00020D			
	25A	HIRO40 1NG8S0000C 00025B	HIRO40 1NG8S0000C 00025C	HIRO40 1NG8S0000C 00025D			
	32A	HIRO40 1NG8S0000C 00032B	HIRO40 1NG8S0000C 00032C	HIRO40 1NG8S0000C 00032D			
	40A	HIRO40 1NG8S0000C 00040B	HIRO40 1NG8S0000C 00040C	HIRO40 1NG8S0000C 00040D			







RCCB

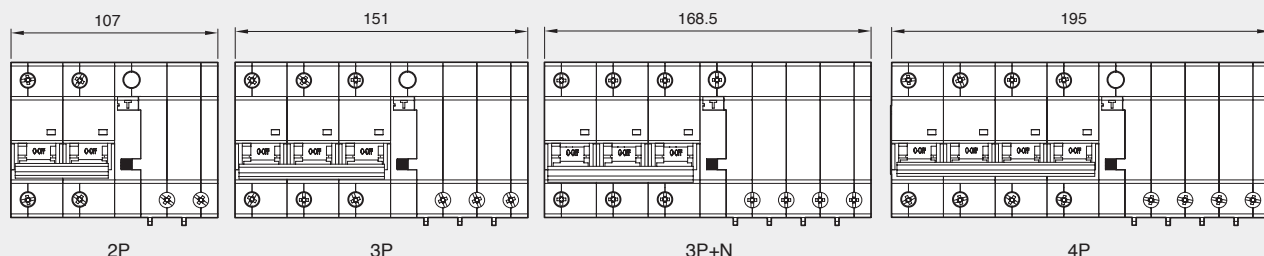
HiRD125 / 10kA 63-125A 10-500mA (AC type only)

<p>Standard Protection Specification</p>	<p>IEC/EN61009 overload, short-circuit, earth leakage 10kA at AC240/415V - AC240V (1P+N), AC240/415V 63, 80, 100, 125A 10, 30, 100, 300, 500mA 1+N, 2, 3, 3+N, 4 pole B, C, D curve</p>	<p>Dimensions</p>	
---	--	--------------------------	--

■ Order information

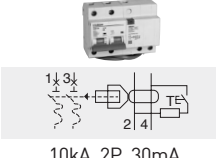
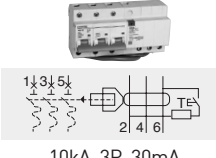
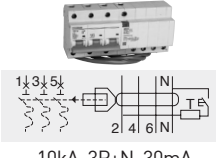
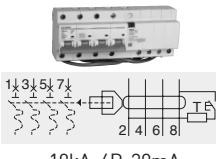
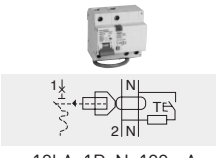
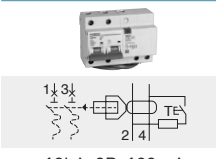
HiRD125

Rating	Code			Unit (EA)	Category		
	B curve	C curve	D curve		RCCB	MA	
 10kA, 1P+N, 10mA	63A	HIRD125 1NG2S0000C 00063B	HIRD125 1NG2S0000C 00063C	HIRD125 1NG2S0000C 00063D	20	RCCB	MA
	80A	HIRD125 1NG2S0000C 00080B	HIRD125 1NG2S0000C 00080C	HIRD125 1NG2S0000C 00080D			
	100A	HIRD125 1NG2S0000C 00100B	HIRD125 1NG2S0000C 00100C	HIRD125 1NG2S0000C 00100D			
	125A	HIRD125 1NG2S0000C 00125B	HIRD125 1NG2S0000C 00125C	HIRD125 1NG2S0000C 00125D			
 10kA, 2P, 10mA	63A	HIRD125 2PG2S0000C 00063B	HIRD125 2PG2S0000C 00063C	HIRD125 2PG2S0000C 00063D	20	RCCB	MA
	80A	HIRD125 2PG2S0000C 00080B	HIRD125 2PG2S0000C 00080C	HIRD125 2PG2S0000C 00080D			
	100A	HIRD125 2PG2S0000C 00100B	HIRD125 2PG2S0000C 00100C	HIRD125 2PG2S0000C 00100D			
	125A	HIRD125 2PG2S0000C 00125B	HIRD125 2PG2S0000C 00125C	HIRD125 2PG2S0000C 00125D			
 10kA, 3P, 10mA	63A	HIRD125 3PG2S0000C 00063B	HIRD125 3PG2S0000C 00063C	HIRD125 3PG2S0000C 00063D	10	RCCB	MA
	80A	HIRD125 3PG2S0000C 00080B	HIRD125 3PG2S0000C 00080C	HIRD125 3PG2S0000C 00080D			
	100A	HIRD125 3PG2S0000C 00100B	HIRD125 3PG2S0000C 00100C	HIRD125 3PG2S0000C 00100D			
	125A	HIRD125 3PG2S0000C 00125B	HIRD125 3PG2S0000C 00125C	HIRD125 3PG2S0000C 00125D			
 10kA, 3P+N, 10mA	63A	HIRD125 3NG2S0000C 00063B	HIRD125 3NG2S0000C 00063C	HIRD125 3NG2S0000C 00063D	10	RCCB	MA
	80A	HIRD125 3NG2S0000C 00080B	HIRD125 3NG2S0000C 00080C	HIRD125 3NG2S0000C 00080D			
	100A	HIRD125 3NG2S0000C 00100B	HIRD125 3NG2S0000C 00100C	HIRD125 3NG2S0000C 00100D			
	125A	HIRD125 3NG2S0000C 00125B	HIRD125 3NG2S0000C 00125C	HIRD125 3NG2S0000C 00125D			
 10kA, 4P, 10mA	63A	HIRD125 4PG2S0000C 00063B	HIRD125 4PG2S0000C 00063C	HIRD125 4PG2S0000C 00063D	10	RCCB	MA
	80A	HIRD125 4PG2S0000C 00080B	HIRD125 4PG2S0000C 00080C	HIRD125 4PG2S0000C 00080D			
	100A	HIRD125 4PG2S0000C 00100B	HIRD125 4PG2S0000C 00100C	HIRD125 4PG2S0000C 00100D			
	125A	HIRD125 4PG2S0000C 00125B	HIRD125 4PG2S0000C 00125C	HIRD125 4PG2S0000C 00125D			
 10kA, 1P+N, 30mA	63A	HIRD125 1NG4S0000C 00063B	HIRD125 1NG4S0000C 00063C	HIRD125 1NG4S0000C 00063D	20	RCCB	MA
	80A	HIRD125 1NG4S0000C 00080B	HIRD125 1NG4S0000C 00080C	HIRD125 1NG4S0000C 00080D			
	100A	HIRD125 1NG4S0000C 00100B	HIRD125 1NG4S0000C 00100C	HIRD125 1NG4S0000C 00100D			
	125A	HIRD125 1NG4S0000C 00125B	HIRD125 1NG4S0000C 00125C	HIRD125 1NG4S0000C 00125D			




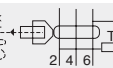
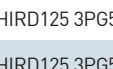
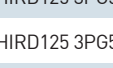

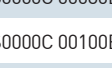
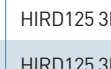
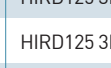
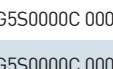
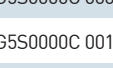

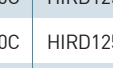
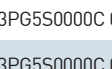
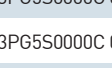

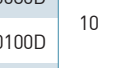
Order information

HIRD125

Rating	Code			Unit (EA)	Category		
	B curve	C curve	D curve		RCCB	MA	
 <p>10kA, 2P, 30mA</p>	63A	HIRD125 2PG4S0000C 00063B	HIRD125 2PG4S0000C 00063C	HIRD125 2PG4S0000C 00063D	20	RCCB	MA
	80A	HIRD125 2PG4S0000C 00080B	HIRD125 2PG4S0000C 00080C	HIRD125 2PG4S0000C 00080D			
	100A	HIRD125 2PG4S0000C 00100B	HIRD125 2PG4S0000C 00100C	HIRD125 2PG4S0000C 00100D			
	125A	HIRD125 2PG4S0000C 00125B	HIRD125 2PG4S0000C 00125C	HIRD125 2PG4S0000C 00125D			
 <p>10kA, 3P, 30mA</p>	63A	HIRD125 3PG4S0000C 00063B	HIRD125 3PG4S0000C 00063C	HIRD125 3PG4S0000C 00063D	10	RCCB	MA
	80A	HIRD125 3PG4S0000C 00080B	HIRD125 3PG4S0000C 00080C	HIRD125 3PG4S0000C 00080D			
	100A	HIRD125 3PG4S0000C 00100B	HIRD125 3PG4S0000C 00100C	HIRD125 3PG4S0000C 00100D			
	125A	HIRD125 3PG4S0000C 00125B	HIRD125 3PG4S0000C 00125C	HIRD125 3PG4S0000C 00125D			
 <p>10kA, 3P+N, 30mA</p>	63A	HIRD125 3NG4S0000C 00063B	HIRD125 3NG4S0000C 00063C	HIRD125 3NG4S0000C 00063D	10	RCCB	MA
	80A	HIRD125 3NG4S0000C 00080B	HIRD125 3NG4S0000C 00080C	HIRD125 3NG4S0000C 00080D			
	100A	HIRD125 3NG4S0000C 00100B	HIRD125 3NG4S0000C 00100C	HIRD125 3NG4S0000C 00100D			
	125A	HIRD125 3NG4S0000C 00125B	HIRD125 3NG4S0000C 00125C	HIRD125 3NG4S0000C 00125D			
 <p>10kA, 4P, 30mA</p>	63A	HIRD125 4PG4S0000C 00063B	HIRD125 4PG4S0000C 00063C	HIRD125 4PG4S0000C 00063D	10	RCCB	MA
	80A	HIRD125 4PG4S0000C 00080B	HIRD125 4PG4S0000C 00080C	HIRD125 4PG4S0000C 00080D			
	100A	HIRD125 4PG4S0000C 00100B	HIRD125 4PG4S0000C 00100C	HIRD125 4PG4S0000C 00100D			
	125A	HIRD125 4PG4S0000C 00125B	HIRD125 4PG4S0000C 00125C	HIRD125 4PG4S0000C 00125D			
 <p>10kA, 1P+N, 100mA</p>	63A	HIRD125 1NG5S0000C 00063B	HIRD125 1NG5S0000C 00063C	HIRD125 1NG5S0000C 00063D	20	RCCB	MA
	80A	HIRD125 1NG5S0000C 00080B	HIRD125 1NG5S0000C 00080C	HIRD125 1NG5S0000C 00080D			
	100A	HIRD125 1NG5S0000C 00100B	HIRD125 1NG5S0000C 00100C	HIRD125 1NG5S0000C 00100D			
	125A	HIRD125 1NG5S0000C 00125B	HIRD125 1NG5S0000C 00125C	HIRD125 1NG5S0000C 00125D			
 <p>10kA, 2P, 100mA</p>	63A	HIRD125 2PG5S0000C 00063B	HIRD125 2PG5S0000C 00063C	HIRD125 2PG5S0000C 00063D	20	RCCB	MA
	80A	HIRD125 2PG5S0000C 00080B	HIRD125 2PG5S0000C 00080C	HIRD125 2PG5S0000C 00080D			
	100A	HIRD125 2PG5S0000C 00100B	HIRD125 2PG5S0000C 00100C	HIRD125 2PG5S0000C 00100D			
	125A	HIRD125 2PG5S0000C 00125B	HIRD125 2PG5S0000C 00125C	HIRD125 2PG5S0000C 00125D			


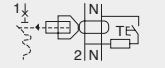

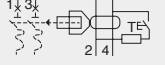

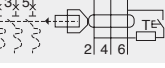

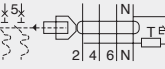

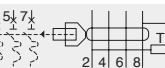
HiRD125 / 10kA 63-125A 10-500mA (AC type only)

■ Order information

Rating		Code			Unit (EA)	HiRD125 Category	
		B curve	C curve	D curve		RCCB	MA
  10kA, 3P, 100mA	63A	HIRD125 3PG5S0000C 00063B	HIRD125 3PG5S0000C 00063C	HIRD125 3PG5S0000C 00063D	10	RCCB	MA
	80A	HIRD125 3PG5S0000C 00080B	HIRD125 3PG5S0000C 00080C	HIRD125 3PG5S0000C 00080D			
	100A	HIRD125 3PG5S0000C 00100B	HIRD125 3PG5S0000C 00100C	HIRD125 3PG5S0000C 00100D			
	125A	HIRD125 3PG5S0000C 00125B	HIRD125 3PG5S0000C 00125C	HIRD125 3PG5S0000C 00125D			
  10kA, 3P+N, 100mA	63A	HIRD125 3NG5S0000C 00063B	HIRD125 3NG5S0000C 00063C	HIRD125 3NG5S0000C 00063D	10	RCCB	MA
	80A	HIRD125 3NG5S0000C 00080B	HIRD125 3NG5S0000C 00080C	HIRD125 3NG5S0000C 00080D			
	100A	HIRD125 3NG5S0000C 00100B	HIRD125 3NG5S0000C 00100C	HIRD125 3NG5S0000C 00100D			
	125A	HIRD125 3NG5S0000C 00125B	HIRD125 3NG5S0000C 00125C	HIRD125 3NG5S0000C 00125D			
  10kA, 4P, 100mA	63A	HIRD125 4PG5S0000C 00063B	HIRD125 4PG5S0000C 00063C	HIRD125 4PG5S0000C 00063D	10	RCCB	MA
	80A	HIRD125 4PG5S0000C 00080B	HIRD125 4PG5S0000C 00080C	HIRD125 4PG5S0000C 00080D			
	100A	HIRD125 4PG5S0000C 00100B	HIRD125 4PG5S0000C 00100C	HIRD125 4PG5S0000C 00100D			
	125A	HIRD125 4PG5S0000C 00125B	HIRD125 4PG5S0000C 00125C	HIRD125 4PG5S0000C 00125D			
  10kA, 1P+N, 300mA	63A	HIRD125 1NG7S0000C 00063B	HIRD125 1NG7S0000C 00063C	HIRD125 1NG7S0000C 00063D	20	RCCB	MA
	80A	HIRD125 1NG7S0000C 00080B	HIRD125 1NG7S0000C 00080C	HIRD125 1NG7S0000C 00080D			
	100A	HIRD125 1NG7S0000C 00100B	HIRD125 1NG7S0000C 00100C	HIRD125 1NG7S0000C 00100D			
	125A	HIRD125 1NG7S0000C 00125B	HIRD125 1NG7S0000C 00125C	HIRD125 1NG7S0000C 00125D			
  10kA, 2P, 300mA	63A	HIRD125 2PG7S0000C 00063B	HIRD125 2PG7S0000C 00063C	HIRD125 2PG7S0000C 00063D	20	RCCB	MA
	80A	HIRD125 2PG7S0000C 00080B	HIRD125 2PG7S0000C 00080C	HIRD125 2PG7S0000C 00080D			
	100A	HIRD125 2PG7S0000C 00100B	HIRD125 2PG7S0000C 00100C	HIRD125 2PG7S0000C 00100D			
	125A	HIRD125 2PG7S0000C 00125B	HIRD125 2PG7S0000C 00125C	HIRD125 2PG7S0000C 00125D			
  10kA, 3P, 300mA	63A	HIRD125 3PG7S0000C 00063B	HIRD125 3PG7S0000C 00063C	HIRD125 3PG7S0000C 00063D	10	RCCB	MA
	80A	HIRD125 3PG7S0000C 00080B	HIRD125 3PG7S0000C 00080C	HIRD125 3PG7S0000C 00080D			
	100A	HIRD125 3PG7S0000C 00100B	HIRD125 3PG7S0000C 00100C	HIRD125 3PG7S0000C 00100D			
	125A	HIRD125 3PG7S0000C 00125B	HIRD125 3PG7S0000C 00125C	HIRD125 3PG7S0000C 00125D			
  10kA, 3P+N, 300mA	63A	HIRD125 3NG7S0000C 00063B	HIRD125 3NG7S0000C 00063C	HIRD125 3NG7S0000C 00063D	10	RCCB	MA
	80A	HIRD125 3NG7S0000C 00080B	HIRD125 3NG7S0000C 00080C	HIRD125 3NG7S0000C 00080D			
	100A	HIRD125 3NG7S0000C 00100B	HIRD125 3NG7S0000C 00100C	HIRD125 3NG7S0000C 00100D			
	125A	HIRD125 3NG7S0000C 00125B	HIRD125 3NG7S0000C 00125C	HIRD125 3NG7S0000C 00125D			
  10kA, 4P, 300mA	63A	HIRD125 4PG7S0000C 00063B	HIRD125 4PG7S0000C 00063C	HIRD125 4PG7S0000C 00063D	10	RCCB	MA
	80A	HIRD125 4PG7S0000C 00080B	HIRD125 4PG7S0000C 00080C	HIRD125 4PG7S0000C 00080D			
	100A	HIRD125 4PG7S0000C 00100B	HIRD125 4PG7S0000C 00100C	HIRD125 4PG7S0000C 00100D			
	125A	HIRD125 4PG7S0000C 00125B	HIRD125 4PG7S0000C 00125C	HIRD125 4PG7S0000C 00125D			

Order information

HIRD125

Rating	Code			Unit (EA)	Category		
	B curve	C curve	D curve				
  10kA, 1P+N, 500mA	63A	HIRD125 1NG8S0000C 00063B	HIRD125 1NG8S0000C 00063C	HIRD125 1NG8S0000C 00063D	20	RCCB	MA
	80A	HIRD125 1NG8S0000C 00080B	HIRD125 1NG8S0000C 00080C	HIRD125 1NG8S0000C 00080D			
	100A	HIRD125 1NG8S0000C 00100B	HIRD125 1NG8S0000C 00100C	HIRD125 1NG8S0000C 00100D			
	125A	HIRD125 1NG8S0000C 00125B	HIRD125 1NG8S0000C 00125C	HIRD125 1NG8S0000C 00125D			
  10kA, 2P, 500mA	63A	HIRD125 2PG8S0000C 00063B	HIRD125 2PG8S0000C 00063C	HIRD125 2PG8S0000C 00063D	20	RCCB	MA
	80A	HIRD125 2PG8S0000C 00080B	HIRD125 2PG8S0000C 00080C	HIRD125 2PG8S0000C 00080D			
	100A	HIRD125 2PG8S0000C 00100B	HIRD125 2PG8S0000C 00100C	HIRD125 2PG8S0000C 00100D			
	125A	HIRD125 2PG8S0000C 00125B	HIRD125 2PG8S0000C 00125C	HIRD125 2PG8S0000C 00125D			
  10kA, 3P, 500mA	63A	HIRD125 3PG8S0000C 00063B	HIRD125 3PG8S0000C 00063C	HIRD125 3PG8S0000C 00063D	10	RCCB	MA
	80A	HIRD125 3PG8S0000C 00080B	HIRD125 3PG8S0000C 00080C	HIRD125 3PG8S0000C 00080D			
	100A	HIRD125 3PG8S0000C 00100B	HIRD125 3PG8S0000C 00100C	HIRD125 3PG8S0000C 00100D			
	125A	HIRD125 3PG8S0000C 00125B	HIRD125 3PG8S0000C 00125C	HIRD125 3PG8S0000C 00125D			
  10kA, 3P+N, 500mA	63A	HIRD125 3NG8S0000C 00063B	HIRD125 3NG8S0000C 00063C	HIRD125 3NG8S0000C 00063D	10	RCCB	MA
	80A	HIRD125 3NG8S0000C 00080B	HIRD125 3NG8S0000C 00080C	HIRD125 3NG8S0000C 00080D			
	100A	HIRD125 3NG8S0000C 00100B	HIRD125 3NG8S0000C 00100C	HIRD125 3NG8S0000C 00100D			
	125A	HIRD125 3NG8S0000C 00125B	HIRD125 3NG8S0000C 00125C	HIRD125 3NG8S0000C 00125D			
  10kA, 4P, 500mA	63A	HIRD125 4PG8S0000C 00063B	HIRD125 4PG8S0000C 00063C	HIRD125 4PG8S0000C 00063D	10	RCCB	MA
	80A	HIRD125 4PG8S0000C 00080B	HIRD125 4PG8S0000C 00080C	HIRD125 4PG8S0000C 00080D			
	100A	HIRD125 4PG8S0000C 00100B	HIRD125 4PG8S0000C 00100C	HIRD125 4PG8S0000C 00100D			
	125A	HIRD125 4PG8S0000C 00125B	HIRD125 4PG8S0000C 00125C	HIRD125 4PG8S0000C 00125D			

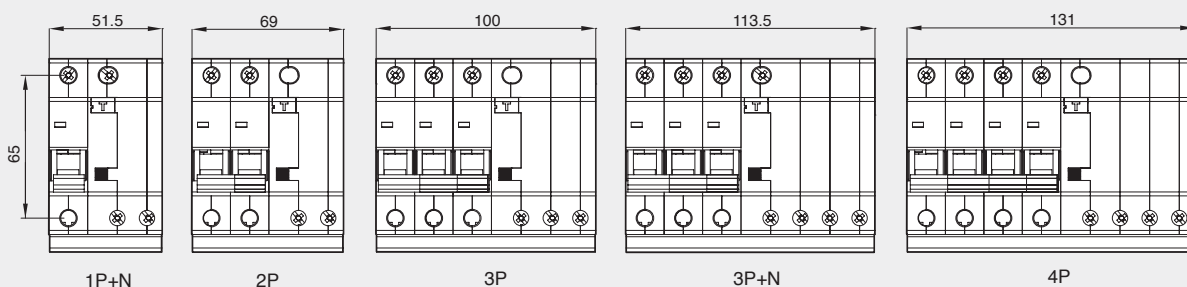
HiRD63 / 6kA 40-63A 10-500mA (AC type only)

Standard Protection Specification	IEC/EN61009 overload, short-circuit, earth leakage 6kA at AC240/415V - AC240V (1P+N), AC240/415V 40, 50, 63A 10, 30, 100, 300, 500mA 1+N, 2, 3, 3+N, 4 pole B, C, D curve	Dimensions	

Order information









HiRD63

Rating	Code			Unit (EA)	Category		
	B curve	C curve	D curve				
 6kA, 1P+N, 10mA	40A	HIRD63 1NG2S0000C 00040B	HIRD63 1NG2S0000C 00040C	HIRD63 1NG2S0000C 00040D	40	RCCB	MA
	50A	HIRD63 1NG2S0000C 00050B	HIRD63 1NG2S0000C 00050C	HIRD63 1NG2S0000C 00050D			
	63A	HIRD63 1NG2S0000C 00063B	HIRD63 1NG2S0000C 00063C	HIRD63 1NG2S0000C 00063D			
 6kA, 2P, 10mA	40A	HIRD63 2PG2S0000C 00040B	HIRD63 2PG2S0000C 00040C	HIRD63 2PG2S0000C 00040D	30	RCCB	MA
	50A	HIRD63 2PG2S0000C 00050B	HIRD63 2PG2S0000C 00050C	HIRD63 2PG2S0000C 00050D			
	63A	HIRD63 2PG2S0000C 00063B	HIRD63 2PG2S0000C 00063C	HIRD63 2PG2S0000C 00063D			
 6kA, 3P, 10mA	40A	HIRD63 3PG2S0000C 00040B	HIRD63 3PG2S0000C 00040C	HIRD63 3PG2S0000C 00040D	20	RCCB	MA
	50A	HIRD63 3PG2S0000C 00050B	HIRD63 3PG2S0000C 00050C	HIRD63 3PG2S0000C 00050D			
	63A	HIRD63 3PG2S0000C 00063B	HIRD63 3PG2S0000C 00063C	HIRD63 3PG2S0000C 00063D			
 6kA, 3P+N, 10mA	40A	HIRD63 3NG2S0000C 00040B	HIRD63 3NG2S0000C 00040C	HIRD63 3NG2S0000C 00040D	20	RCCB	MA
	50A	HIRD63 3NG2S0000C 00050B	HIRD63 3NG2S0000C 00050C	HIRD63 3NG2S0000C 00050D			
	63A	HIRD63 3NG2S0000C 00063B	HIRD63 3NG2S0000C 00063C	HIRD63 3NG2S0000C 00063D			
 6kA, 4P, 10mA	40A	HIRD63 4PG2S0000C 00040B	HIRD63 4PG2S0000C 00040C	HIRD63 4PG2S0000C 00040D	10	RCCB	MA
	50A	HIRD63 4PG2S0000C 00050B	HIRD63 4PG2S0000C 00050C	HIRD63 4PG2S0000C 00050D			
	63A	HIRD63 4PG2S0000C 00063B	HIRD63 4PG2S0000C 00063C	HIRD63 4PG2S0000C 00063D			
 6kA, 1P+N, 30mA	40A	HIRD63 1NG4S0000C 00040B	HIRD63 1NG4S0000C 00040C	HIRD63 1NG4S0000C 00040D	40	RCCB	MA
	50A	HIRD63 1NG4S0000C 00050B	HIRD63 1NG4S0000C 00050C	HIRD63 1NG4S0000C 00050D			
	63A	HIRD63 1NG4S0000C 00063B	HIRD63 1NG4S0000C 00063C	HIRD63 1NG4S0000C 00063D			
 6kA, 2P, 30mA	40A	HIRD63 2PG4S0000C 00040B	HIRD63 2PG4S0000C 00040C	HIRD63 2PG4S0000C 00040D	30	RCCB	MA
	50A	HIRD63 2PG4S0000C 00050B	HIRD63 2PG4S0000C 00050C	HIRD63 2PG4S0000C 00050D			
	63A	HIRD63 2PG4S0000C 00063B	HIRD63 2PG4S0000C 00063C	HIRD63 2PG4S0000C 00063D			
 6kA, 3P, 30mA	40A	HIRD63 3PG4S0000C 00040B	HIRD63 3PG4S0000C 00040C	HIRD63 3PG4S0000C 00040D	20	RCCB	MA
	50A	HIRD63 3PG4S0000C 00050B	HIRD63 3PG4S0000C 00050C	HIRD63 3PG4S0000C 00050D			
	63A	HIRD63 3PG4S0000C 00063B	HIRD63 3PG4S0000C 00063C	HIRD63 3PG4S0000C 00063D			



Order information










HiRD63

Rating	Code			Unit (EA)	Category		
	B curve	C curve	D curve				
 6kA, 3P+N, 30mA	40A	HIRD63 3NG4S0000C 00040B	HIRD63 3NG4S0000C 00040C	HIRD63 3NG4S0000C 00040D	20	RCCB	MA
	50A	HIRD63 3NG4S0000C 00050B	HIRD63 3NG4S0000C 00050C	HIRD63 3NG4S0000C 00050D			
	63A	HIRD63 3NG4S0000C 00063B	HIRD63 3NG4S0000C 00063C	HIRD63 3NG4S0000C 00063D			
 6kA, 4P, 30mA	40A	HIRD63 4PG4S0000C 00040B	HIRD63 4PG4S0000C 00040C	HIRD63 4PG4S0000C 00040D	10	RCCB	MA
	50A	HIRD63 4PG4S0000C 00050B	HIRD63 4PG4S0000C 00050C	HIRD63 4PG4S0000C 00050D			
	63A	HIRD63 4PG4S0000C 00063B	HIRD63 4PG4S0000C 00063C	HIRD63 4PG4S0000C 00063D			
 6kA, 1P+N, 100mA	40A	HIRD63 1NG5S0000C 00040B	HIRD63 1NG5S0000C 00040C	HIRD63 1NG5S0000C 00040D	40	RCCB	MA
	50A	HIRD63 1NG5S0000C 00050B	HIRD63 1NG5S0000C 00050C	HIRD63 1NG5S0000C 00050D			
	63A	HIRD63 1NG5S0000C 00063B	HIRD63 1NG5S0000C 00063C	HIRD63 1NG5S0000C 00063D			
 6kA, 2P, 100mA	40A	HIRD63 2PG5S0000C 00040B	HIRD63 2PG5S0000C 00040C	HIRD63 2PG5S0000C 00040D	30	RCCB	MA
	50A	HIRD63 2PG5S0000C 00050B	HIRD63 2PG5S0000C 00050C	HIRD63 2PG5S0000C 00050D			
	63A	HIRD63 2PG5S0000C 00063B	HIRD63 2PG5S0000C 00063C	HIRD63 2PG5S0000C 00063D			
 6kA, 3P, 100mA	40A	HIRD63 3PG5S0000C 00040B	HIRD63 3PG5S0000C 00040C	HIRD63 3PG5S0000C 00040D	20	RCCB	MA
	50A	HIRD63 3PG5S0000C 00050B	HIRD63 3PG5S0000C 00050C	HIRD63 3PG5S0000C 00050D			
	63A	HIRD63 3PG5S0000C 00063B	HIRD63 3PG5S0000C 00063C	HIRD63 3PG5S0000C 00063D			
 6kA, 3P+N, 100mA	40A	HIRD63 3NG5S0000C 00040B	HIRD63 3NG5S0000C 00040C	HIRD63 3NG5S0000C 00040D	20	RCCB	MA
	50A	HIRD63 3NG5S0000C 00050B	HIRD63 3NG5S0000C 00050C	HIRD63 3NG5S0000C 00050D			
	63A	HIRD63 3NG5S0000C 00063B	HIRD63 3NG5S0000C 00063C	HIRD63 3NG5S0000C 00063D			
 6kA, 4P, 100mA	40A	HIRD63 4PG5S0000C 00040B	HIRD63 4PG5S0000C 00040C	HIRD63 4PG5S0000C 00040D	10	RCCB	MA
	50A	HIRD63 4PG5S0000C 00050B	HIRD63 4PG5S0000C 00050C	HIRD63 4PG5S0000C 00050D			
	63A	HIRD63 4PG5S0000C 00063B	HIRD63 4PG5S0000C 00063C	HIRD63 4PG5S0000C 00063D			
 6kA, 1P+N, 300mA	40A	HIRD63 1NG7S0000C 00040B	HIRD63 1NG7S0000C 00040C	HIRD63 1NG7S0000C 00040D	40	RCCB	MA
	50A	HIRD63 1NG7S0000C 00050B	HIRD63 1NG7S0000C 00050C	HIRD63 1NG7S0000C 00050D			
	63A	HIRD63 1NG7S0000C 00063B	HIRD63 1NG7S0000C 00063C	HIRD63 1NG7S0000C 00063D			

HiRD63 / 6kA 40-63A 10-500mA (AC type only)

■ Order information

HiRD63

Rating	Code			Unit (EA)	Category		
	B curve	C curve	D curve				
 6kA, 2P, 300mA	40A	HIRD63 2PG7S0000C 00040B	HIRD63 2PG7S0000C 00040C	HIRD63 2PG7S0000C 00040D	30	RCCB	MA
	50A	HIRD63 2PG7S0000C 00050B	HIRD63 2PG7S0000C 00050C	HIRD63 2PG7S0000C 00050D			
	63A	HIRD63 2PG7S0000C 00063B	HIRD63 2PG7S0000C 00063C	HIRD63 2PG7S0000C 00063D			
 6kA, 3P, 300mA	40A	HIRD63 3PG7S0000C 00040B	HIRD63 3PG7S0000C 00040C	HIRD63 3PG7S0000C 00040D	20	RCCB	MA
	50A	HIRD63 3PG7S0000C 00050B	HIRD63 3PG7S0000C 00050C	HIRD63 3PG7S0000C 00050D			
	63A	HIRD63 3PG7S0000C 00063B	HIRD63 3PG7S0000C 00063C	HIRD63 3PG7S0000C 00063D			
 6kA, 3P+N, 300mA	40A	HIRD63 3NG7S0000C 00040B	HIRD63 3NG7S0000C 00040C	HIRD63 3NG7S0000C 00040D	20	RCCB	MA
	50A	HIRD63 3NG7S0000C 00050B	HIRD63 3NG7S0000C 00050C	HIRD63 3NG7S0000C 00050D			
	63A	HIRD63 3NG7S0000C 00063B	HIRD63 3NG7S0000C 00063C	HIRD63 3NG7S0000C 00063D			
 6kA, 4P, 300mA	40A	HIRD63 4PG7S0000C 00040B	HIRD63 4PG7S0000C 00040C	HIRD63 4PG7S0000C 00040D	10	RCCB	MA
	50A	HIRD63 4PG7S0000C 00050B	HIRD63 4PG7S0000C 00050C	HIRD63 4PG7S0000C 00050D			
	63A	HIRD63 4PG7S0000C 00063B	HIRD63 4PG7S0000C 00063C	HIRD63 4PG7S0000C 00063D			
 6kA, 1P+N, 500mA	40A	HIRD63 1NG8S0000C 00040B	HIRD63 1NG8S0000C 00040C	HIRD63 1NG8S0000C 00040D	40	RCCB	MA
	50A	HIRD63 1NG8S0000C 00050B	HIRD63 1NG8S0000C 00050C	HIRD63 1NG8S0000C 00050D			
	63A	HIRD63 1NG8S0000C 00063B	HIRD63 1NG8S0000C 00063C	HIRD63 1NG8S0000C 00063D			
 6kA, 2P, 500mA	40A	HIRD63 2PG8S0000C 00040B	HIRD63 2PG8S0000C 00040C	HIRD63 2PG8S0000C 00040D	30	RCCB	MA
	50A	HIRD63 2PG8S0000C 00050B	HIRD63 2PG8S0000C 00050C	HIRD63 2PG8S0000C 00050D			
	63A	HIRD63 2PG8S0000C 00063B	HIRD63 2PG8S0000C 00063C	HIRD63 2PG8S0000C 00063D			
 6kA, 3P, 500mA	40A	HIRD63 3PG8S0000C 00040B	HIRD63 3PG8S0000C 00040C	HIRD63 3PG8S0000C 00040D	20	RCCB	MA
	50A	HIRD63 3PG8S0000C 00050B	HIRD63 3PG8S0000C 00050C	HIRD63 3PG8S0000C 00050D			
	63A	HIRD63 3PG8S0000C 00063B	HIRD63 3PG8S0000C 00063C	HIRD63 3PG8S0000C 00063D			
 6kA, 3P+N, 500mA	40A	HIRD63 3NG8S0000C 00040B	HIRD63 3NG8S0000C 00040C	HIRD63 3NG8S0000C 00040D	20	RCCB	MA
	50A	HIRD63 3NG8S0000C 00050B	HIRD63 3NG8S0000C 00050C	HIRD63 3NG8S0000C 00050D			
	63A	HIRD63 3NG8S0000C 00063B	HIRD63 3NG8S0000C 00063C	HIRD63 3NG8S0000C 00063D			
 6kA, 4P, 500mA	40A	HIRD63 4PG8S0000C 00040B	HIRD63 4PG8S0000C 00040C	HIRD63 4PG8S0000C 00040D	10	RCCB	MA
	50A	HIRD63 4PG8S0000C 00050B	HIRD63 4PG8S0000C 00050C	HIRD63 4PG8S0000C 00050D			
	63A	HIRD63 4PG8S0000C 00063B	HIRD63 4PG8S0000C 00063C	HIRD63 4PG8S0000C 00063D			

HiRD32 / 6kA 1-32A 10-500mA (AC type only)

<p>Standard Protection Specification</p>	<p>IEC/EN61009 overload, short-circuit, earth leakage 6kA at AC240/415V - AC240V (1P+N), AC240/415V 1, 2, 3, 4, 5, 6, 10, 13, 15, 16, 20, 25, 32A 10, 30, 100, 300, 500mA 1+N, 2, 3, 3+N, 4 pole B, C, D curve</p>	<p>Dimensions</p>	
---	---	--------------------------	--

■ Order information

HiRD32





Rating	Code			Unit (EA)	Category		
	B curve	C curve	D curve				
 6kA, 1P+N, 10mA	1A	HIRD32 1NG2S0000C 00001B	HIRD32 1NG2S0000C 00001C	HIRD32 1NG2S0000C 00001D	40	RCCB	MA
	2A	HIRD32 1NG2S0000C 00002B	HIRD32 1NG2S0000C 00002C	HIRD32 1NG2S0000C 00002D			
	3A	HIRD32 1NG2S0000C 00003B	HIRD32 1NG2S0000C 00003C	HIRD32 1NG2S0000C 00003D			
	4A	HIRD32 1NG2S0000C 00004B	HIRD32 1NG2S0000C 00004C	HIRD32 1NG2S0000C 00004D			
	5A	HIRD32 1NG2S0000C 00005B	HIRD32 1NG2S0000C 00005C	HIRD32 1NG2S0000C 00005D			
	6A	HIRD32 1NG2S0000C 00006B	HIRD32 1NG2S0000C 00006C	HIRD32 1NG2S0000C 00006D			
	10A	HIRD32 1NG2S0000C 00010B	HIRD32 1NG2S0000C 00010C	HIRD32 1NG2S0000C 00010D			
	13A	HIRD32 1NG2S0000C 00013B	HIRD32 1NG2S0000C 00013C	HIRD32 1NG2S0000C 00013D			
	15A	HIRD32 1NG2S0000C 00015B	HIRD32 1NG2S0000C 00015C	HIRD32 1NG2S0000C 00015D			
	16A	HIRD32 1NG2S0000C 00016B	HIRD32 1NG2S0000C 00016C	HIRD32 1NG2S0000C 00016D			
	20A	HIRD32 1NG2S0000C 00020B	HIRD32 1NG2S0000C 00020C	HIRD32 1NG2S0000C 00020D			
	25A	HIRD32 1NG2S0000C 00025B	HIRD32 1NG2S0000C 00025C	HIRD32 1NG2S0000C 00025D			
	32A	HIRD32 1NG2S0000C 00032B	HIRD32 1NG2S0000C 00032C	HIRD32 1NG2S0000C 00032D			
 6kA, 2P, 10mA	1A	HIRD32 2PG2S0000C 00001B	HIRD32 2PG2S0000C 00001C	HIRD32 2PG2S0000C 00001D	30	RCCB	MA
	2A	HIRD32 2PG2S0000C 00002B	HIRD32 2PG2S0000C 00002C	HIRD32 2PG2S0000C 00002D			
	3A	HIRD32 2PG2S0000C 00003B	HIRD32 2PG2S0000C 00003C	HIRD32 2PG2S0000C 00003D			
	4A	HIRD32 2PG2S0000C 00004B	HIRD32 2PG2S0000C 00004C	HIRD32 2PG2S0000C 00004D			
	5A	HIRD32 2PG2S0000C 00005B	HIRD32 2PG2S0000C 00005C	HIRD32 2PG2S0000C 00005D			
	6A	HIRD32 2PG2S0000C 00006B	HIRD32 2PG2S0000C 00006C	HIRD32 2PG2S0000C 00006D			
	10A	HIRD32 2PG2S0000C 00010B	HIRD32 2PG2S0000C 00010C	HIRD32 2PG2S0000C 00010D			
	13A	HIRD32 2PG2S0000C 00013B	HIRD32 2PG2S0000C 00013C	HIRD32 2PG2S0000C 00013D			
	15A	HIRD32 2PG2S0000C 00015B	HIRD32 2PG2S0000C 00015C	HIRD32 2PG2S0000C 00015D			
	16A	HIRD32 2PG2S0000C 00016B	HIRD32 2PG2S0000C 00016C	HIRD32 2PG2S0000C 00016D			
	20A	HIRD32 2PG2S0000C 00020B	HIRD32 2PG2S0000C 00020C	HIRD32 2PG2S0000C 00020D			
	25A	HIRD32 2PG2S0000C 00025B	HIRD32 2PG2S0000C 00025C	HIRD32 2PG2S0000C 00025D			
	32A	HIRD32 2PG2S0000C 00032B	HIRD32 2PG2S0000C 00032C	HIRD32 2PG2S0000C 00032D			
 6kA, 3P, 10mA	1A	HIRD32 3PG2S0000C 00001B	HIRD32 3PG2S0000C 00001C	HIRD32 3PG2S0000C 00001D	20	RCCB	MA
	2A	HIRD32 3PG2S0000C 00002B	HIRD32 3PG2S0000C 00002C	HIRD32 3PG2S0000C 00002D			
	3A	HIRD32 3PG2S0000C 00003B	HIRD32 3PG2S0000C 00003C	HIRD32 3PG2S0000C 00003D			
	4A	HIRD32 3PG2S0000C 00004B	HIRD32 3PG2S0000C 00004C	HIRD32 3PG2S0000C 00004D			
	5A	HIRD32 3PG2S0000C 00005B	HIRD32 3PG2S0000C 00005C	HIRD32 3PG2S0000C 00005D			
	6A	HIRD32 3PG2S0000C 00006B	HIRD32 3PG2S0000C 00006C	HIRD32 3PG2S0000C 00006D			
	10A	HIRD32 3PG2S0000C 00010B	HIRD32 3PG2S0000C 00010C	HIRD32 3PG2S0000C 00010D			
	13A	HIRD32 3PG2S0000C 00013B	HIRD32 3PG2S0000C 00013C	HIRD32 3PG2S0000C 00013D			
	15A	HIRD32 3PG2S0000C 00015B	HIRD32 3PG2S0000C 00015C	HIRD32 3PG2S0000C 00015D			
	16A	HIRD32 3PG2S0000C 00016B	HIRD32 3PG2S0000C 00016C	HIRD32 3PG2S0000C 00016D			
	20A	HIRD32 3PG2S0000C 00020B	HIRD32 3PG2S0000C 00020C	HIRD32 3PG2S0000C 00020D			
	25A	HIRD32 3PG2S0000C 00025B	HIRD32 3PG2S0000C 00025C	HIRD32 3PG2S0000C 00025D			
	32A	HIRD32 3PG2S0000C 00032B	HIRD32 3PG2S0000C 00032C	HIRD32 3PG2S0000C 00032D			

RCCB

HiRD32 / 6kA 1-32A 10-500mA (AC type only)


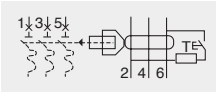

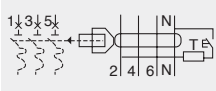

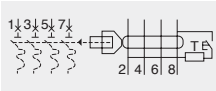

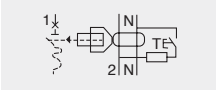
■ Order information

HiRD32

Rating	Code			Unit (EA)	Category		
	B curve	C curve	D curve				
 6kA, 3P+N, 10mA	1A	HIRD32 3NG2S0000C 00001B	HIRD32 3NG2S0000C 00001C	HIRD32 3NG2S0000C 00001D	20	RCCB	MA
	2A	HIRD32 3NG2S0000C 00002B	HIRD32 3NG2S0000C 00002C	HIRD32 3NG2S0000C 00002D			
	3A	HIRD32 3NG2S0000C 00003B	HIRD32 3NG2S0000C 00003C	HIRD32 3NG2S0000C 00003D			
	4A	HIRD32 3NG2S0000C 00004B	HIRD32 3NG2S0000C 00004C	HIRD32 3NG2S0000C 00004D			
	5A	HIRD32 3NG2S0000C 00005B	HIRD32 3NG2S0000C 00005C	HIRD32 3NG2S0000C 00005D			
	6A	HIRD32 3NG2S0000C 00006B	HIRD32 3NG2S0000C 00006C	HIRD32 3NG2S0000C 00006D			
	10A	HIRD32 3NG2S0000C 00010B	HIRD32 3NG2S0000C 00010C	HIRD32 3NG2S0000C 00010D			
	13A	HIRD32 3NG2S0000C 00013B	HIRD32 3NG2S0000C 00013C	HIRD32 3NG2S0000C 00013D			
	15A	HIRD32 3NG2S0000C 00015B	HIRD32 3NG2S0000C 00015C	HIRD32 3NG2S0000C 00015D			
	16A	HIRD32 3NG2S0000C 00016B	HIRD32 3NG2S0000C 00016C	HIRD32 3NG2S0000C 00016D			
	20A	HIRD32 3NG2S0000C 00020B	HIRD32 3NG2S0000C 00020C	HIRD32 3NG2S0000C 00020D			
	25A	HIRD32 3NG2S0000C 00025B	HIRD32 3NG2S0000C 00025C	HIRD32 3NG2S0000C 00025D			
	32A	HIRD32 3NG2S0000C 00032B	HIRD32 3NG2S0000C 00032C	HIRD32 3NG2S0000C 00032D			
 6kA, 4P, 10mA	1A	HIRD32 4PG2S0000C 00001B	HIRD32 4PG2S0000C 00001C	HIRD32 4PG2S0000C 00001D	10	RCCB	MA
	2A	HIRD32 4PG2S0000C 00002B	HIRD32 4PG2S0000C 00002C	HIRD32 4PG2S0000C 00002D			
	3A	HIRD32 4PG2S0000C 00003B	HIRD32 4PG2S0000C 00003C	HIRD32 4PG2S0000C 00003D			
	4A	HIRD32 4PG2S0000C 00004B	HIRD32 4PG2S0000C 00004C	HIRD32 4PG2S0000C 00004D			
	5A	HIRD32 4PG2S0000C 00005B	HIRD32 4PG2S0000C 00005C	HIRD32 4PG2S0000C 00005D			
	6A	HIRD32 4PG2S0000C 00006B	HIRD32 4PG2S0000C 00006C	HIRD32 4PG2S0000C 00006D			
	10A	HIRD32 4PG2S0000C 00010B	HIRD32 4PG2S0000C 00010C	HIRD32 4PG2S0000C 00010D			
	13A	HIRD32 4PG2S0000C 00013B	HIRD32 4PG2S0000C 00013C	HIRD32 4PG2S0000C 00013D			
	15A	HIRD32 4PG2S0000C 00015B	HIRD32 4PG2S0000C 00015C	HIRD32 4PG2S0000C 00015D			
	16A	HIRD32 4PG2S0000C 00016B	HIRD32 4PG2S0000C 00016C	HIRD32 4PG2S0000C 00016D			
	20A	HIRD32 4PG2S0000C 00020B	HIRD32 4PG2S0000C 00020C	HIRD32 4PG2S0000C 00020D			
	25A	HIRD32 4PG2S0000C 00025B	HIRD32 4PG2S0000C 00025C	HIRD32 4PG2S0000C 00025D			
	32A	HIRD32 4PG2S0000C 00032B	HIRD32 4PG2S0000C 00032C	HIRD32 4PG2S0000C 00032D			
 6kA, 1P+N, 30mA	1A	HIRD32 1NG4S0000C 00001B	HIRD32 1NG4S0000C 00001C	HIRD32 1NG4S0000C 00001D	40	RCCB	MA
	2A	HIRD32 1NG4S0000C 00002B	HIRD32 1NG4S0000C 00002C	HIRD32 1NG4S0000C 00002D			
	3A	HIRD32 1NG4S0000C 00003B	HIRD32 1NG4S0000C 00003C	HIRD32 1NG4S0000C 00003D			
	4A	HIRD32 1NG4S0000C 00004B	HIRD32 1NG4S0000C 00004C	HIRD32 1NG4S0000C 00004D			
	5A	HIRD32 1NG4S0000C 00005B	HIRD32 1NG4S0000C 00005C	HIRD32 1NG4S0000C 00005D			
	6A	HIRD32 1NG4S0000C 00006B	HIRD32 1NG4S0000C 00006C	HIRD32 1NG4S0000C 00006D			
	10A	HIRD32 1NG4S0000C 00010B	HIRD32 1NG4S0000C 00010C	HIRD32 1NG4S0000C 00010D			
	13A	HIRD32 1NG4S0000C 00013B	HIRD32 1NG4S0000C 00013C	HIRD32 1NG4S0000C 00013D			
	15A	HIRD32 1NG4S0000C 00015B	HIRD32 1NG4S0000C 00015C	HIRD32 1NG4S0000C 00015D			
	16A	HIRD32 1NG4S0000C 00016B	HIRD32 1NG4S0000C 00016C	HIRD32 1NG4S0000C 00016D			
	20A	HIRD32 1NG4S0000C 00020B	HIRD32 1NG4S0000C 00020C	HIRD32 1NG4S0000C 00020D			
	25A	HIRD32 1NG4S0000C 00025B	HIRD32 1NG4S0000C 00025C	HIRD32 1NG4S0000C 00025D			
	32A	HIRD32 1NG4S0000C 00032B	HIRD32 1NG4S0000C 00032C	HIRD32 1NG4S0000C 00032D			
 6kA, 2P, 30mA	1A	HIRD32 2PG4S0000C 00001B	HIRD32 2PG4S0000C 00001C	HIRD32 2PG4S0000C 00001D	30	RCCB	MA
	2A	HIRD32 2PG4S0000C 00002B	HIRD32 2PG4S0000C 00002C	HIRD32 2PG4S0000C 00002D			
	3A	HIRD32 2PG4S0000C 00003B	HIRD32 2PG4S0000C 00003C	HIRD32 2PG4S0000C 00003D			
	4A	HIRD32 2PG4S0000C 00004B	HIRD32 2PG4S0000C 00004C	HIRD32 2PG4S0000C 00004D			
	5A	HIRD32 2PG4S0000C 00005B	HIRD32 2PG4S0000C 00005C	HIRD32 2PG4S0000C 00005D			
	6A	HIRD32 2PG4S0000C 00006B	HIRD32 2PG4S0000C 00006C	HIRD32 2PG4S0000C 00006D			
	10A	HIRD32 2PG4S0000C 00010B	HIRD32 2PG4S0000C 00010C	HIRD32 2PG4S0000C 00010D			
	13A	HIRD32 2PG4S0000C 00013B	HIRD32 2PG4S0000C 00013C	HIRD32 2PG4S0000C 00013D			
	15A	HIRD32 2PG4S0000C 00015B	HIRD32 2PG4S0000C 00015C	HIRD32 2PG4S0000C 00015D			
	16A	HIRD32 2PG4S0000C 00016B	HIRD32 2PG4S0000C 00016C	HIRD32 2PG4S0000C 00016D			
	20A	HIRD32 2PG4S0000C 00020B	HIRD32 2PG4S0000C 00020C	HIRD32 2PG4S0000C 00020D			
	25A	HIRD32 2PG4S0000C 00025B	HIRD32 2PG4S0000C 00025C	HIRD32 2PG4S0000C 00025D			
	32A	HIRD32 2PG4S0000C 00032B	HIRD32 2PG4S0000C 00032C	HIRD32 2PG4S0000C 00032D			

Order information


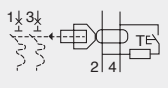

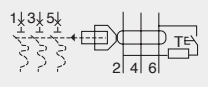

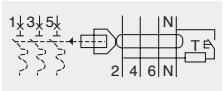

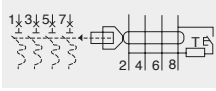
HIRD32

Rating	Code			Unit (EA)	Category		
	B curve	C curve	D curve				
  6kA, 3P, 30mA	1A	HIRD32 3PG4S0000C 00001B	HIRD32 3PG4S0000C 00001C	HIRD32 3PG4S0000C 00001D	20	RCCB	MA
	2A	HIRD32 3PG4S0000C 00002B	HIRD32 3PG4S0000C 00002C	HIRD32 3PG4S0000C 00002D			
	3A	HIRD32 3PG4S0000C 00003B	HIRD32 3PG4S0000C 00003C	HIRD32 3PG4S0000C 00003D			
	4A	HIRD32 3PG4S0000C 00004B	HIRD32 3PG4S0000C 00004C	HIRD32 3PG4S0000C 00004D			
	5A	HIRD32 3PG4S0000C 00005B	HIRD32 3PG4S0000C 00005C	HIRD32 3PG4S0000C 00005D			
	6A	HIRD32 3PG4S0000C 00006B	HIRD32 3PG4S0000C 00006C	HIRD32 3PG4S0000C 00006D			
	10A	HIRD32 3PG4S0000C 00010B	HIRD32 3PG4S0000C 00010C	HIRD32 3PG4S0000C 00010D			
	13A	HIRD32 3PG4S0000C 00013B	HIRD32 3PG4S0000C 00013C	HIRD32 3PG4S0000C 00013D			
	15A	HIRD32 3PG4S0000C 00015B	HIRD32 3PG4S0000C 00015C	HIRD32 3PG4S0000C 00015D			
	16A	HIRD32 3PG4S0000C 00016B	HIRD32 3PG4S0000C 00016C	HIRD32 3PG4S0000C 00016D			
	20A	HIRD32 3PG4S0000C 00020B	HIRD32 3PG4S0000C 00020C	HIRD32 3PG4S0000C 00020D			
	25A	HIRD32 3PG4S0000C 00025B	HIRD32 3PG4S0000C 00025C	HIRD32 3PG4S0000C 00025D			
32A	HIRD32 3PG4S0000C 00032B	HIRD32 3PG4S0000C 00032C	HIRD32 3PG4S0000C 00032D				
  6kA, 3P+N, 30mA	1A	HIRD32 3NG4S0000C 00001B	HIRD32 3NG4S0000C 00001C	HIRD32 3NG4S0000C 00001D	20	RCCB	MA
	2A	HIRD32 3NG4S0000C 00002B	HIRD32 3NG4S0000C 00002C	HIRD32 3NG4S0000C 00002D			
	3A	HIRD32 3NG4S0000C 00003B	HIRD32 3NG4S0000C 00003C	HIRD32 3NG4S0000C 00003D			
	4A	HIRD32 3NG4S0000C 00004B	HIRD32 3NG4S0000C 00004C	HIRD32 3NG4S0000C 00004D			
	5A	HIRD32 3NG4S0000C 00005B	HIRD32 3NG4S0000C 00005C	HIRD32 3NG4S0000C 00005D			
	6A	HIRD32 3NG4S0000C 00006B	HIRD32 3NG4S0000C 00006C	HIRD32 3NG4S0000C 00006D			
	10A	HIRD32 3NG4S0000C 00010B	HIRD32 3NG4S0000C 00010C	HIRD32 3NG4S0000C 00010D			
	13A	HIRD32 3NG4S0000C 00013B	HIRD32 3NG4S0000C 00013C	HIRD32 3NG4S0000C 00013D			
	15A	HIRD32 3NG4S0000C 00015B	HIRD32 3NG4S0000C 00015C	HIRD32 3NG4S0000C 00015D			
	16A	HIRD32 3NG4S0000C 00016B	HIRD32 3NG4S0000C 00016C	HIRD32 3NG4S0000C 00016D			
	20A	HIRD32 3NG4S0000C 00020B	HIRD32 3NG4S0000C 00020C	HIRD32 3NG4S0000C 00020D			
	25A	HIRD32 3NG4S0000C 00025B	HIRD32 3NG4S0000C 00025C	HIRD32 3NG4S0000C 00025D			
32A	HIRD32 3NG4S0000C 00032B	HIRD32 3NG4S0000C 00032C	HIRD32 3NG4S0000C 00032D				
  6kA, 4P, 30mA	1A	HIRD32 4PG4S0000C 00001B	HIRD32 4PG4S0000C 00001C	HIRD32 4PG4S0000C 00001D	10	RCCB	MA
	2A	HIRD32 4PG4S0000C 00002B	HIRD32 4PG4S0000C 00002C	HIRD32 4PG4S0000C 00002D			
	3A	HIRD32 4PG4S0000C 00003B	HIRD32 4PG4S0000C 00003C	HIRD32 4PG4S0000C 00003D			
	4A	HIRD32 4PG4S0000C 00004B	HIRD32 4PG4S0000C 00004C	HIRD32 4PG4S0000C 00004D			
	5A	HIRD32 4PG4S0000C 00005B	HIRD32 4PG4S0000C 00005C	HIRD32 4PG4S0000C 00005D			
	6A	HIRD32 4PG4S0000C 00006B	HIRD32 4PG4S0000C 00006C	HIRD32 4PG4S0000C 00006D			
	10A	HIRD32 4PG4S0000C 00010B	HIRD32 4PG4S0000C 00010C	HIRD32 4PG4S0000C 00010D			
	13A	HIRD32 4PG4S0000C 00013B	HIRD32 4PG4S0000C 00013C	HIRD32 4PG4S0000C 00013D			
	15A	HIRD32 4PG4S0000C 00015B	HIRD32 4PG4S0000C 00015C	HIRD32 4PG4S0000C 00015D			
	16A	HIRD32 4PG4S0000C 00016B	HIRD32 4PG4S0000C 00016C	HIRD32 4PG4S0000C 00016D			
	20A	HIRD32 4PG4S0000C 00020B	HIRD32 4PG4S0000C 00020C	HIRD32 4PG4S0000C 00020D			
	25A	HIRD32 4PG4S0000C 00025B	HIRD32 4PG4S0000C 00025C	HIRD32 4PG4S0000C 00025D			
32A	HIRD32 4PG4S0000C 00032B	HIRD32 4PG4S0000C 00032C	HIRD32 4PG4S0000C 00032D				
  6kA, 1P+N, 100mA	1A	HIRD32 1NG5S0000C 00001B	HIRD32 1NG5S0000C 00001C	HIRD32 1NG5S0000C 00001D	40	RCCB	MA
	2A	HIRD32 1NG5S0000C 00002B	HIRD32 1NG5S0000C 00002C	HIRD32 1NG5S0000C 00002D			
	3A	HIRD32 1NG5S0000C 00003B	HIRD32 1NG5S0000C 00003C	HIRD32 1NG5S0000C 00003D			
	4A	HIRD32 1NG5S0000C 00004B	HIRD32 1NG5S0000C 00004C	HIRD32 1NG5S0000C 00004D			
	5A	HIRD32 1NG5S0000C 00005B	HIRD32 1NG5S0000C 00005C	HIRD32 1NG5S0000C 00005D			
	6A	HIRD32 1NG5S0000C 00006B	HIRD32 1NG5S0000C 00006C	HIRD32 1NG5S0000C 00006D			
	10A	HIRD32 1NG5S0000C 00010B	HIRD32 1NG5S0000C 00010C	HIRD32 1NG5S0000C 00010D			
	13A	HIRD32 1NG5S0000C 00013B	HIRD32 1NG5S0000C 00013C	HIRD32 1NG5S0000C 00013D			
	15A	HIRD32 1NG5S0000C 00015B	HIRD32 1NG5S0000C 00015C	HIRD32 1NG5S0000C 00015D			
	16A	HIRD32 1NG5S0000C 00016B	HIRD32 1NG5S0000C 00016C	HIRD32 1NG5S0000C 00016D			
	20A	HIRD32 1NG5S0000C 00020B	HIRD32 1NG5S0000C 00020C	HIRD32 1NG5S0000C 00020D			
	25A	HIRD32 1NG5S0000C 00025B	HIRD32 1NG5S0000C 00025C	HIRD32 1NG5S0000C 00025D			
32A	HIRD32 1NG5S0000C 00032B	HIRD32 1NG5S0000C 00032C	HIRD32 1NG5S0000C 00032D				

HiRD32 / 6kA 1-32A 10-500mA (AC type only)


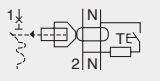

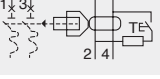

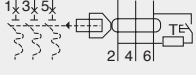

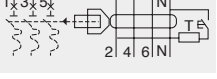
■ Order information

HiRD32

Rating	Code			Unit (EA)	Category		
	B curve	C curve	D curve				
  6kA, 2P, 100mA	1A	HIRD32 2PG5S0000C 00001B	HIRD32 2PG5S0000C 00001C	HIRD32 2PG5S0000C 00001D	30	RCCB	MA
	2A	HIRD32 2PG5S0000C 00002B	HIRD32 2PG5S0000C 00002C	HIRD32 2PG5S0000C 00002D			
	3A	HIRD32 2PG5S0000C 00003B	HIRD32 2PG5S0000C 00003C	HIRD32 2PG5S0000C 00003D			
	4A	HIRD32 2PG5S0000C 00004B	HIRD32 2PG5S0000C 00004C	HIRD32 2PG5S0000C 00004D			
	5A	HIRD32 2PG5S0000C 00005B	HIRD32 2PG5S0000C 00005C	HIRD32 2PG5S0000C 00005D			
	6A	HIRD32 2PG5S0000C 00006B	HIRD32 2PG5S0000C 00006C	HIRD32 2PG5S0000C 00006D			
	10A	HIRD32 2PG5S0000C 00010B	HIRD32 2PG5S0000C 00010C	HIRD32 2PG5S0000C 00010D			
	13A	HIRD32 2PG5S0000C 00013B	HIRD32 2PG5S0000C 00013C	HIRD32 2PG5S0000C 00013D			
	15A	HIRD32 2PG5S0000C 00015B	HIRD32 2PG5S0000C 00015C	HIRD32 2PG5S0000C 00015D			
	16A	HIRD32 2PG5S0000C 00016B	HIRD32 2PG5S0000C 00016C	HIRD32 2PG5S0000C 00016D			
	20A	HIRD32 2PG5S0000C 00020B	HIRD32 2PG5S0000C 00020C	HIRD32 2PG5S0000C 00020D			
	25A	HIRD32 2PG5S0000C 00025B	HIRD32 2PG5S0000C 00025C	HIRD32 2PG5S0000C 00025D			
32A	HIRD32 2PG5S0000C 00032B	HIRD32 2PG5S0000C 00032C	HIRD32 2PG5S0000C 00032D				
  6kA, 3P, 100mA	1A	HIRD32 3PG5S0000C 00001B	HIRD32 3PG5S0000C 00001C	HIRD32 3PG5S0000C 00001D	20	RCCB	MA
	2A	HIRD32 3PG5S0000C 00002B	HIRD32 3PG5S0000C 00002C	HIRD32 3PG5S0000C 00002D			
	3A	HIRD32 3PG5S0000C 00003B	HIRD32 3PG5S0000C 00003C	HIRD32 3PG5S0000C 00003D			
	4A	HIRD32 3PG5S0000C 00004B	HIRD32 3PG5S0000C 00004C	HIRD32 3PG5S0000C 00004D			
	5A	HIRD32 3PG5S0000C 00005B	HIRD32 3PG5S0000C 00005C	HIRD32 3PG5S0000C 00005D			
	6A	HIRD32 3PG5S0000C 00006B	HIRD32 3PG5S0000C 00006C	HIRD32 3PG5S0000C 00006D			
	10A	HIRD32 3PG5S0000C 00010B	HIRD32 3PG5S0000C 00010C	HIRD32 3PG5S0000C 00010D			
	13A	HIRD32 3PG5S0000C 00013B	HIRD32 3PG5S0000C 00013C	HIRD32 3PG5S0000C 00013D			
	15A	HIRD32 3PG5S0000C 00015B	HIRD32 3PG5S0000C 00015C	HIRD32 3PG5S0000C 00015D			
	16A	HIRD32 3PG5S0000C 00016B	HIRD32 3PG5S0000C 00016C	HIRD32 3PG5S0000C 00016D			
	20A	HIRD32 3PG5S0000C 00020B	HIRD32 3PG5S0000C 00020C	HIRD32 3PG5S0000C 00020D			
	25A	HIRD32 3PG5S0000C 00025B	HIRD32 3PG5S0000C 00025C	HIRD32 3PG5S0000C 00025D			
32A	HIRD32 3PG5S0000C 00032B	HIRD32 3PG5S0000C 00032C	HIRD32 3PG5S0000C 00032D				
  6kA, 3P+N, 100mA	1A	HIRD32 3NG5S0000C 00001B	HIRD32 3NG5S0000C 00001C	HIRD32 3NG5S0000C 00001D	20	RCCB	MA
	2A	HIRD32 3NG5S0000C 00002B	HIRD32 3NG5S0000C 00002C	HIRD32 3NG5S0000C 00002D			
	3A	HIRD32 3NG5S0000C 00003B	HIRD32 3NG5S0000C 00003C	HIRD32 3NG5S0000C 00003D			
	4A	HIRD32 3NG5S0000C 00004B	HIRD32 3NG5S0000C 00004C	HIRD32 3NG5S0000C 00004D			
	5A	HIRD32 3NG5S0000C 00005B	HIRD32 3NG5S0000C 00005C	HIRD32 3NG5S0000C 00005D			
	6A	HIRD32 3NG5S0000C 00006B	HIRD32 3NG5S0000C 00006C	HIRD32 3NG5S0000C 00006D			
	10A	HIRD32 3NG5S0000C 00010B	HIRD32 3NG5S0000C 00010C	HIRD32 3NG5S0000C 00010D			
	13A	HIRD32 3NG5S0000C 00013B	HIRD32 3NG5S0000C 00013C	HIRD32 3NG5S0000C 00013D			
	15A	HIRD32 3NG5S0000C 00015B	HIRD32 3NG5S0000C 00015C	HIRD32 3NG5S0000C 00015D			
	16A	HIRD32 3NG5S0000C 00016B	HIRD32 3NG5S0000C 00016C	HIRD32 3NG5S0000C 00016D			
	20A	HIRD32 3NG5S0000C 00020B	HIRD32 3NG5S0000C 00020C	HIRD32 3NG5S0000C 00020D			
	25A	HIRD32 3NG5S0000C 00025B	HIRD32 3NG5S0000C 00025C	HIRD32 3NG5S0000C 00025D			
32A	HIRD32 3NG5S0000C 00032B	HIRD32 3NG5S0000C 00032C	HIRD32 3NG5S0000C 00032D				
  6kA, 4P, 100mA	1A	HIRD32 4PG5S0000C 00001B	HIRD32 4PG5S0000C 00001C	HIRD32 4PG5S0000C 00001D	10	RCCB	MA
	2A	HIRD32 4PG5S0000C 00002B	HIRD32 4PG5S0000C 00002C	HIRD32 4PG5S0000C 00002D			
	3A	HIRD32 4PG5S0000C 00003B	HIRD32 4PG5S0000C 00003C	HIRD32 4PG5S0000C 00003D			
	4A	HIRD32 4PG5S0000C 00004B	HIRD32 4PG5S0000C 00004C	HIRD32 4PG5S0000C 00004D			
	5A	HIRD32 4PG5S0000C 00005B	HIRD32 4PG5S0000C 00005C	HIRD32 4PG5S0000C 00005D			
	6A	HIRD32 4PG5S0000C 00006B	HIRD32 4PG5S0000C 00006C	HIRD32 4PG5S0000C 00006D			
	10A	HIRD32 4PG5S0000C 00010B	HIRD32 4PG5S0000C 00010C	HIRD32 4PG5S0000C 00010D			
	13A	HIRD32 4PG5S0000C 00013B	HIRD32 4PG5S0000C 00013C	HIRD32 4PG5S0000C 00013D			
	15A	HIRD32 4PG5S0000C 00015B	HIRD32 4PG5S0000C 00015C	HIRD32 4PG5S0000C 00015D			
	16A	HIRD32 4PG5S0000C 00016B	HIRD32 4PG5S0000C 00016C	HIRD32 4PG5S0000C 00016D			
	20A	HIRD32 4PG5S0000C 00020B	HIRD32 4PG5S0000C 00020C	HIRD32 4PG5S0000C 00020D			
	25A	HIRD32 4PG5S0000C 00025B	HIRD32 4PG5S0000C 00025C	HIRD32 4PG5S0000C 00025D			
32A	HIRD32 4PG5S0000C 00032B	HIRD32 4PG5S0000C 00032C	HIRD32 4PG5S0000C 00032D				

Order information

HIRD32

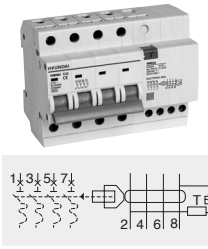
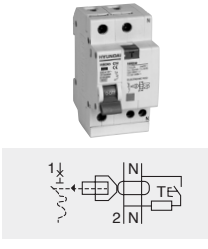


Rating	Code			Unit (EA)	Category		
	B curve	C curve	D curve				
  6kA, 1P+N, 300mA	1A	HIRD32 1NG7S0000C 00001B	HIRD32 1NG7S0000C 00001C	HIRD32 1NG7S0000C 00001D	40	RCCB	MA
	2A	HIRD32 1NG7S0000C 00002B	HIRD32 1NG7S0000C 00002C	HIRD32 1NG7S0000C 00002D			
	3A	HIRD32 1NG7S0000C 00003B	HIRD32 1NG7S0000C 00003C	HIRD32 1NG7S0000C 00003D			
	4A	HIRD32 1NG7S0000C 00004B	HIRD32 1NG7S0000C 00004C	HIRD32 1NG7S0000C 00004D			
	5A	HIRD32 1NG7S0000C 00005B	HIRD32 1NG7S0000C 00005C	HIRD32 1NG7S0000C 00005D			
	6A	HIRD32 1NG7S0000C 00006B	HIRD32 1NG7S0000C 00006C	HIRD32 1NG7S0000C 00006D			
	10A	HIRD32 1NG7S0000C 00010B	HIRD32 1NG7S0000C 00010C	HIRD32 1NG7S0000C 00010D			
	13A	HIRD32 1NG7S0000C 00013B	HIRD32 1NG7S0000C 00013C	HIRD32 1NG7S0000C 00013D			
	15A	HIRD32 1NG7S0000C 00015B	HIRD32 1NG7S0000C 00015C	HIRD32 1NG7S0000C 00015D			
	16A	HIRD32 1NG7S0000C 00016B	HIRD32 1NG7S0000C 00016C	HIRD32 1NG7S0000C 00016D			
	20A	HIRD32 1NG7S0000C 00020B	HIRD32 1NG7S0000C 00020C	HIRD32 1NG7S0000C 00020D			
	25A	HIRD32 1NG7S0000C 00025B	HIRD32 1NG7S0000C 00025C	HIRD32 1NG7S0000C 00025D			
	32A	HIRD32 1NG7S0000C 00032B	HIRD32 1NG7S0000C 00032C	HIRD32 1NG7S0000C 00032D			
  6kA, 2P, 300mA	1A	HIRD32 2PG7S0000C 00001B	HIRD32 2PG7S0000C 00001C	HIRD32 2PG7S0000C 00001D	30	RCCB	MA
	2A	HIRD32 2PG7S0000C 00002B	HIRD32 2PG7S0000C 00002C	HIRD32 2PG7S0000C 00002D			
	3A	HIRD32 2PG7S0000C 00003B	HIRD32 2PG7S0000C 00003C	HIRD32 2PG7S0000C 00003D			
	4A	HIRD32 2PG7S0000C 00004B	HIRD32 2PG7S0000C 00004C	HIRD32 2PG7S0000C 00004D			
	5A	HIRD32 2PG7S0000C 00005B	HIRD32 2PG7S0000C 00005C	HIRD32 2PG7S0000C 00005D			
	6A	HIRD32 2PG7S0000C 00006B	HIRD32 2PG7S0000C 00006C	HIRD32 2PG7S0000C 00006D			
	10A	HIRD32 2PG7S0000C 00010B	HIRD32 2PG7S0000C 00010C	HIRD32 2PG7S0000C 00010D			
	13A	HIRD32 2PG7S0000C 00013B	HIRD32 2PG7S0000C 00013C	HIRD32 2PG7S0000C 00013D			
	15A	HIRD32 2PG7S0000C 00015B	HIRD32 2PG7S0000C 00015C	HIRD32 2PG7S0000C 00015D			
	16A	HIRD32 2PG7S0000C 00016B	HIRD32 2PG7S0000C 00016C	HIRD32 2PG7S0000C 00016D			
	20A	HIRD32 2PG7S0000C 00020B	HIRD32 2PG7S0000C 00020C	HIRD32 2PG7S0000C 00020D			
	25A	HIRD32 2PG7S0000C 00025B	HIRD32 2PG7S0000C 00025C	HIRD32 2PG7S0000C 00025D			
	32A	HIRD32 2PG7S0000C 00032B	HIRD32 2PG7S0000C 00032C	HIRD32 2PG7S0000C 00032D			
  6kA, 3P, 300mA	1A	HIRD32 3PG7S0000C 00001B	HIRD32 3PG7S0000C 00001C	HIRD32 3PG7S0000C 00001D	20	RCCB	MA
	2A	HIRD32 3PG7S0000C 00002B	HIRD32 3PG7S0000C 00002C	HIRD32 3PG7S0000C 00002D			
	3A	HIRD32 3PG7S0000C 00003B	HIRD32 3PG7S0000C 00003C	HIRD32 3PG7S0000C 00003D			
	4A	HIRD32 3PG7S0000C 00004B	HIRD32 3PG7S0000C 00004C	HIRD32 3PG7S0000C 00004D			
	5A	HIRD32 3PG7S0000C 00005B	HIRD32 3PG7S0000C 00005C	HIRD32 3PG7S0000C 00005D			
	6A	HIRD32 3PG7S0000C 00006B	HIRD32 3PG7S0000C 00006C	HIRD32 3PG7S0000C 00006D			
	10A	HIRD32 3PG7S0000C 00010B	HIRD32 3PG7S0000C 00010C	HIRD32 3PG7S0000C 00010D			
	13A	HIRD32 3PG7S0000C 00013B	HIRD32 3PG7S0000C 00013C	HIRD32 3PG7S0000C 00013D			
	15A	HIRD32 3PG7S0000C 00015B	HIRD32 3PG7S0000C 00015C	HIRD32 3PG7S0000C 00015D			
	16A	HIRD32 3PG7S0000C 00016B	HIRD32 3PG7S0000C 00016C	HIRD32 3PG7S0000C 00016D			
	20A	HIRD32 3PG7S0000C 00020B	HIRD32 3PG7S0000C 00020C	HIRD32 3PG7S0000C 00020D			
	25A	HIRD32 3PG7S0000C 00025B	HIRD32 3PG7S0000C 00025C	HIRD32 3PG7S0000C 00025D			
	32A	HIRD32 3PG7S0000C 00032B	HIRD32 3PG7S0000C 00032C	HIRD32 3PG7S0000C 00032D			
  6kA, 3P+N, 300mA	1A	HIRD32 3NG7S0000C 00001B	HIRD32 3NG7S0000C 00001C	HIRD32 3NG7S0000C 00001D	20	RCCB	MA
	2A	HIRD32 3NG7S0000C 00002B	HIRD32 3NG7S0000C 00002C	HIRD32 3NG7S0000C 00002D			
	3A	HIRD32 3NG7S0000C 00003B	HIRD32 3NG7S0000C 00003C	HIRD32 3NG7S0000C 00003D			
	4A	HIRD32 3NG7S0000C 00004B	HIRD32 3NG7S0000C 00004C	HIRD32 3NG7S0000C 00004D			
	5A	HIRD32 3NG7S0000C 00005B	HIRD32 3NG7S0000C 00005C	HIRD32 3NG7S0000C 00005D			
	6A	HIRD32 3NG7S0000C 00006B	HIRD32 3NG7S0000C 00006C	HIRD32 3NG7S0000C 00006D			
	10A	HIRD32 3NG7S0000C 00010B	HIRD32 3NG7S0000C 00010C	HIRD32 3NG7S0000C 00010D			
	13A	HIRD32 3NG7S0000C 00013B	HIRD32 3NG7S0000C 00013C	HIRD32 3NG7S0000C 00013D			
	15A	HIRD32 3NG7S0000C 00015B	HIRD32 3NG7S0000C 00015C	HIRD32 3NG7S0000C 00015D			
	16A	HIRD32 3NG7S0000C 00016B	HIRD32 3NG7S0000C 00016C	HIRD32 3NG7S0000C 00016D			
	20A	HIRD32 3NG7S0000C 00020B	HIRD32 3NG7S0000C 00020C	HIRD32 3NG7S0000C 00020D			
	25A	HIRD32 3NG7S0000C 00025B	HIRD32 3NG7S0000C 00025C	HIRD32 3NG7S0000C 00025D			
	32A	HIRD32 3NG7S0000C 00032B	HIRD32 3NG7S0000C 00032C	HIRD32 3NG7S0000C 00032D			

RCCB

HiRD32 / 6kA 1-32A 10-500mA (AC type only)


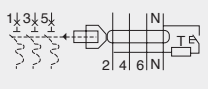

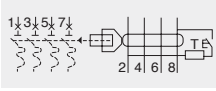
■ Order information

HiRD32

Rating	Code			Unit (EA)	Category		
	B curve	C curve	D curve				
 <p>6kA, 4P, 300mA</p>	1A	HIRD32 4PG7S0000C 00001B	HIRD32 4PG7S0000C 00001C	HIRD32 4PG7S0000C 00001D	10	RCCB	MA
	2A	HIRD32 4PG7S0000C 00002B	HIRD32 4PG7S0000C 00002C	HIRD32 4PG7S0000C 00002D			
	3A	HIRD32 4PG7S0000C 00003B	HIRD32 4PG7S0000C 00003C	HIRD32 4PG7S0000C 00003D			
	4A	HIRD32 4PG7S0000C 00004B	HIRD32 4PG7S0000C 00004C	HIRD32 4PG7S0000C 00004D			
	5A	HIRD32 4PG7S0000C 00005B	HIRD32 4PG7S0000C 00005C	HIRD32 4PG7S0000C 00005D			
	6A	HIRD32 4PG7S0000C 00006B	HIRD32 4PG7S0000C 00006C	HIRD32 4PG7S0000C 00006D			
	10A	HIRD32 4PG7S0000C 00010B	HIRD32 4PG7S0000C 00010C	HIRD32 4PG7S0000C 00010D			
	13A	HIRD32 4PG7S0000C 00013B	HIRD32 4PG7S0000C 00013C	HIRD32 4PG7S0000C 00013D			
	15A	HIRD32 4PG7S0000C 00015B	HIRD32 4PG7S0000C 00015C	HIRD32 4PG7S0000C 00015D			
	16A	HIRD32 4PG7S0000C 00016B	HIRD32 4PG7S0000C 00016C	HIRD32 4PG7S0000C 00016D			
	20A	HIRD32 4PG7S0000C 00020B	HIRD32 4PG7S0000C 00020C	HIRD32 4PG7S0000C 00020D			
	25A	HIRD32 4PG7S0000C 00025B	HIRD32 4PG7S0000C 00025C	HIRD32 4PG7S0000C 00025D			
	32A	HIRD32 4PG7S0000C 00032B	HIRD32 4PG7S0000C 00032C	HIRD32 4PG7S0000C 00032D			
 <p>6kA, 1P+N, 500mA</p>	1A	HIRD32 1NG8S0000C 00001B	HIRD32 1NG8S0000C 00001C	HIRD32 1NG8S0000C 00001D	40	RCCB	MA
	2A	HIRD32 1NG8S0000C 00002B	HIRD32 1NG8S0000C 00002C	HIRD32 1NG8S0000C 00002D			
	3A	HIRD32 1NG8S0000C 00003B	HIRD32 1NG8S0000C 00003C	HIRD32 1NG8S0000C 00003D			
	4A	HIRD32 1NG8S0000C 00004B	HIRD32 1NG8S0000C 00004C	HIRD32 1NG8S0000C 00004D			
	5A	HIRD32 1NG8S0000C 00005B	HIRD32 1NG8S0000C 00005C	HIRD32 1NG8S0000C 00005D			
	6A	HIRD32 1NG8S0000C 00006B	HIRD32 1NG8S0000C 00006C	HIRD32 1NG8S0000C 00006D			
	10A	HIRD32 1NG8S0000C 00010B	HIRD32 1NG8S0000C 00010C	HIRD32 1NG8S0000C 00010D			
	13A	HIRD32 1NG8S0000C 00013B	HIRD32 1NG8S0000C 00013C	HIRD32 1NG8S0000C 00013D			
	15A	HIRD32 1NG8S0000C 00015B	HIRD32 1NG8S0000C 00015C	HIRD32 1NG8S0000C 00015D			
	16A	HIRD32 1NG8S0000C 00016B	HIRD32 1NG8S0000C 00016C	HIRD32 1NG8S0000C 00016D			
	20A	HIRD32 1NG8S0000C 00020B	HIRD32 1NG8S0000C 00020C	HIRD32 1NG8S0000C 00020D			
	25A	HIRD32 1NG8S0000C 00025B	HIRD32 1NG8S0000C 00025C	HIRD32 1NG8S0000C 00025D			
	32A	HIRD32 1NG8S0000C 00032B	HIRD32 1NG8S0000C 00032C	HIRD32 1NG8S0000C 00032D			
 <p>6kA, 2P, 500mA</p>	1A	HIRD32 2PG8S0000C 00001B	HIRD32 2PG8S0000C 00001C	HIRD32 2PG8S0000C 00001D	30	RCCB	MA
	2A	HIRD32 2PG8S0000C 00002B	HIRD32 2PG8S0000C 00002C	HIRD32 2PG8S0000C 00002D			
	3A	HIRD32 2PG8S0000C 00003B	HIRD32 2PG8S0000C 00003C	HIRD32 2PG8S0000C 00003D			
	4A	HIRD32 2PG8S0000C 00004B	HIRD32 2PG8S0000C 00004C	HIRD32 2PG8S0000C 00004D			
	5A	HIRD32 2PG8S0000C 00005B	HIRD32 2PG8S0000C 00005C	HIRD32 2PG8S0000C 00005D			
	6A	HIRD32 2PG8S0000C 00006B	HIRD32 2PG8S0000C 00006C	HIRD32 2PG8S0000C 00006D			
	10A	HIRD32 2PG8S0000C 00010B	HIRD32 2PG8S0000C 00010C	HIRD32 2PG8S0000C 00010D			
	13A	HIRD32 2PG8S0000C 00013B	HIRD32 2PG8S0000C 00013C	HIRD32 2PG8S0000C 00013D			
	15A	HIRD32 2PG8S0000C 00015B	HIRD32 2PG8S0000C 00015C	HIRD32 2PG8S0000C 00015D			
	16A	HIRD32 2PG8S0000C 00016B	HIRD32 2PG8S0000C 00016C	HIRD32 2PG8S0000C 00016D			
	20A	HIRD32 2PG8S0000C 00020B	HIRD32 2PG8S0000C 00020C	HIRD32 2PG8S0000C 00020D			
	25A	HIRD32 2PG8S0000C 00025B	HIRD32 2PG8S0000C 00025C	HIRD32 2PG8S0000C 00025D			
	32A	HIRD32 2PG8S0000C 00032B	HIRD32 2PG8S0000C 00032C	HIRD32 2PG8S0000C 00032D			
 <p>6kA, 3P, 500mA</p>	1A	HIRD32 3PG8S0000C 00001B	HIRD32 3PG8S0000C 00001C	HIRD32 3PG8S0000C 00001D	20	RCCB	MA
	2A	HIRD32 3PG8S0000C 00002B	HIRD32 3PG8S0000C 00002C	HIRD32 3PG8S0000C 00002D			
	3A	HIRD32 3PG8S0000C 00003B	HIRD32 3PG8S0000C 00003C	HIRD32 3PG8S0000C 00003D			
	4A	HIRD32 3PG8S0000C 00004B	HIRD32 3PG8S0000C 00004C	HIRD32 3PG8S0000C 00004D			
	5A	HIRD32 3PG8S0000C 00005B	HIRD32 3PG8S0000C 00005C	HIRD32 3PG8S0000C 00005D			
	6A	HIRD32 3PG8S0000C 00006B	HIRD32 3PG8S0000C 00006C	HIRD32 3PG8S0000C 00006D			
	10A	HIRD32 3PG8S0000C 00010B	HIRD32 3PG8S0000C 00010C	HIRD32 3PG8S0000C 00010D			
	13A	HIRD32 3PG8S0000C 00013B	HIRD32 3PG8S0000C 00013C	HIRD32 3PG8S0000C 00013D			
	15A	HIRD32 3PG8S0000C 00015B	HIRD32 3PG8S0000C 00015C	HIRD32 3PG8S0000C 00015D			
	16A	HIRD32 3PG8S0000C 00016B	HIRD32 3PG8S0000C 00016C	HIRD32 3PG8S0000C 00016D			
	20A	HIRD32 3PG8S0000C 00020B	HIRD32 3PG8S0000C 00020C	HIRD32 3PG8S0000C 00020D			
	25A	HIRD32 3PG8S0000C 00025B	HIRD32 3PG8S0000C 00025C	HIRD32 3PG8S0000C 00025D			
	32A	HIRD32 3PG8S0000C 00032B	HIRD32 3PG8S0000C 00032C	HIRD32 3PG8S0000C 00032D			

Order information

HIRD32

Rating	Code			Unit (EA)	Category		
	B curve	C curve	D curve				
  6kA, 3P+N, 500mA	1A	HIRD32 3NG8S0000C 00001B	HIRD32 3NG8S0000C 00001C	HIRD32 3NG8S0000C 00001D	20	RCCB	MA
	2A	HIRD32 3NG8S0000C 00002B	HIRD32 3NG8S0000C 00002C	HIRD32 3NG8S0000C 00002D			
	3A	HIRD32 3NG8S0000C 00003B	HIRD32 3NG8S0000C 00003C	HIRD32 3NG8S0000C 00003D			
	4A	HIRD32 3NG8S0000C 00004B	HIRD32 3NG8S0000C 00004C	HIRD32 3NG8S0000C 00004D			
	5A	HIRD32 3NG8S0000C 00005B	HIRD32 3NG8S0000C 00005C	HIRD32 3NG8S0000C 00005D			
	6A	HIRD32 3NG8S0000C 00006B	HIRD32 3NG8S0000C 00006C	HIRD32 3NG8S0000C 00006D			
	10A	HIRD32 3NG8S0000C 00010B	HIRD32 3NG8S0000C 00010C	HIRD32 3NG8S0000C 00010D			
	13A	HIRD32 3NG8S0000C 00013B	HIRD32 3NG8S0000C 00013C	HIRD32 3NG8S0000C 00013D			
	15A	HIRD32 3NG8S0000C 00015B	HIRD32 3NG8S0000C 00015C	HIRD32 3NG8S0000C 00015D			
	16A	HIRD32 3NG8S0000C 00016B	HIRD32 3NG8S0000C 00016C	HIRD32 3NG8S0000C 00016D			
	20A	HIRD32 3NG8S0000C 00020B	HIRD32 3NG8S0000C 00020C	HIRD32 3NG8S0000C 00020D			
	25A	HIRD32 3NG8S0000C 00025B	HIRD32 3NG8S0000C 00025C	HIRD32 3NG8S0000C 00025D			
	32A	HIRD32 3NG8S0000C 00032B	HIRD32 3NG8S0000C 00032C	HIRD32 3NG8S0000C 00032D			
	  6kA, 4P, 500mA	1A	HIRD32 4PG8S0000C 00001B	HIRD32 4PG8S0000C 00001C			
2A		HIRD32 4PG8S0000C 00002B	HIRD32 4PG8S0000C 00002C	HIRD32 4PG8S0000C 00002D			
3A		HIRD32 4PG8S0000C 00003B	HIRD32 4PG8S0000C 00003C	HIRD32 4PG8S0000C 00003D			
4A		HIRD32 4PG8S0000C 00004B	HIRD32 4PG8S0000C 00004C	HIRD32 4PG8S0000C 00004D			
5A		HIRD32 4PG8S0000C 00005B	HIRD32 4PG8S0000C 00005C	HIRD32 4PG8S0000C 00005D			
6A		HIRD32 4PG8S0000C 00006B	HIRD32 4PG8S0000C 00006C	HIRD32 4PG8S0000C 00006D			
10A		HIRD32 4PG8S0000C 00010B	HIRD32 4PG8S0000C 00010C	HIRD32 4PG8S0000C 00010D			
13A		HIRD32 4PG8S0000C 00013B	HIRD32 4PG8S0000C 00013C	HIRD32 4PG8S0000C 00013D			
15A		HIRD32 4PG8S0000C 00015B	HIRD32 4PG8S0000C 00015C	HIRD32 4PG8S0000C 00015D			
16A		HIRD32 4PG8S0000C 00016B	HIRD32 4PG8S0000C 00016C	HIRD32 4PG8S0000C 00016D			
20A		HIRD32 4PG8S0000C 00020B	HIRD32 4PG8S0000C 00020C	HIRD32 4PG8S0000C 00020D			
25A		HIRD32 4PG8S0000C 00025B	HIRD32 4PG8S0000C 00025C	HIRD32 4PG8S0000C 00025D			
32A		HIRD32 4PG8S0000C 00032B	HIRD32 4PG8S0000C 00032C	HIRD32 4PG8S0000C 00032D			



MINI

MINI BREAKER







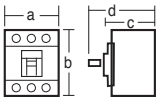
Ratings

HBD breaker

Standard Protection Specification	IEC60947-2 / IEC60898-1 overload, short-circuit 5, 10kA at AC220/240V 10, 15, 20, 30, 40, 50, 60, 70, 80, 90, 100A 1, 2, 3 pole plug-in and lug-to-lug type
--	--

| Ratings |

Plug-in type(Terminal : Screw)

Model		HBD51D	HBD52D	HBD53D	HBD51HD	HBD52HD	HBD53HD	
Figure								
Standard		IEC60947-2			IEC60947-2			
Ampere frame size		50AF			50AF			
Number of poles (P)		1	2	3	1	2	3	
Degree of protection		IP20			IP20			
Utilization category		A			A			
Protection		overload, short-circuit			overload, short-circuit			
Rating	Rated current [A]	10, 15, 20, 30, 40, 50			10, 15, 20, 30, 40, 50			
	Rated insulation voltage [Ui] (V)	AC460			AC460			
	Rated operational voltage [Ue] (V)	AC240/460 ¹⁾			AC240/460 ¹⁾			
	Rated impulse withstand voltage [Uimp] (kV)	6			6			
Rated short-circuit breaking capacity IEC60947-2 KS C 8321	Ultimate [Icu] (kA r.m.s.)	AC220/240V, 50-60Hz			AC220/240V, 50-60Hz			
		DC125V			DC125V			
	Service [Ics] (% of [Icu])	50			50			
Trip mechanism		thermal magnetic			thermal magnetic			
Mounting	Plug-in	○			○			
Terminal connection	Line side	plug-in			plug-in			
	Load side	screw			screw			
Dimensions (mm)		a Width	25	50	75	25	50	75
		b Height	74.5	74.5	74.5	74.5	74.5	74.5
		c Depth	60	60	60	60	60	60
		d	77	79	79	77	79	79
Weight (kg)		0.14	0.28	0.42	0.14	0.28	0.42	

※1) AC460V is not applicable for 1P breaker.








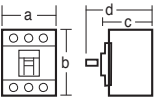
Ratings

Mini molded case circuit breaker

Standard	IEC60947-2
Protection	overload, short-circuit
Specification	1.5kA at AC220/240V 10, 15, 20, 30A 2 pole
Accessory	plastic case for HiBC32S model

| Ratings |

Lug-to-lug type(Terminal : Screw)

Model		HBD51	HBD52	HBD53	HBD51h	HBD52h	HBD53h	HiBC32S		
Figure										
Standard		IEC60947-2			IEC60947-2			IEC60947-2		
Ampere frame size		50AF			50AF			30AF		
Number of poles (P)		1	2	3	1	2	3	2 (2P1E)		
Degree of protection		IP20			IP20			IP20		
Utilization category		A			A			A		
Protection		overload, short-circuit			overload, short-circuit			overload, short-circuit		
Rating	Rated current [A]	10, 15, 20, 30, 40, 50			10, 15, 20, 30, 40, 50			10, 15, 20, 30		
	Rated insulation voltage [Ui] [V]	AC460			AC460			AC500		
	Rated operational voltage [Ue] [V]	AC240/460 ¹⁾			AC240/460 ¹⁾			AC220		
	Rated impulse withstand voltage [Uimp] [kV]	6			6			6		
Rated short-circuit breaking capacity	Ultimate [Icu] (kA r.m.s.)	AC400/460V, 50-60Hz	2.5		5		-			
		AC380V, 50-60Hz	2.5		5		-			
		AC220/240V, 50-60Hz	5		10		1.5			
IEC60947-2 KS C 8321	Service [Ics]	DC125V	5		10		-			
	Service [Ics]	% of [Icu]	50		50		50			
Trip mechanism		thermal magnetic			thermal magnetic			thermal magnetic		
Mounting	Direct mounting by screw	○			○			○		
	Plug-in	-			○			○		
Terminal connection	Line side	clip & screw			clip & screw			-		
	Load side	clip & screw			clip & screw			screw		
Dimensions (mm)		a Width	25	50	75	25	50	75	33	
		b Height	95	95	95	95	95	95	95	70
		c Depth	60	60	60	60	60	60	60	42
		d	77	79	79	77	79	79	79	57
Weight [kg]		0.16	0.34	0.5	0.16	0.34	0.5	0.1		





※ 1) AC460V is not applicable for 1P breaker.

HBD breaker & Mini molded case circuit breaker

■ Order information

HBD breaker / 5-10kA 10-100A

HBD


Rating	1 pole		2 pole		3 pole		Category		
	Code	Unit (EA)	Code	Unit (EA)	Code	Unit (EA)			
 50AF 5kA Plug-in type	10A	HBD51D 1PT4S0000C 00010 E	108	HBD52D 2PT4S0000C 00010 E	54	HBD53D 3PT4S0000C 00010 E	36	MCCB	M1
	15A	HBD51D 1PT4S0000C 00015 E		HBD52D 2PT4S0000C 00015 E		HBD53D 3PT4S0000C 00015 E			
	20A	HBD51D 1PT4S0000C 00020 E		HBD52D 2PT4S0000C 00020 E		HBD53D 3PT4S0000C 00020 E			
	30A	HBD51D 1PT4S0000C 00030 E		HBD52D 2PT4S0000C 00030 E		HBD53D 3PT4S0000C 00030 E			
	40A	HBD51D 1PT4S0000C 00040 E		HBD52D 2PT4S0000C 00040 E		HBD53D 3PT4S0000C 00040 E			
	50A	HBD51D 1PT4S0000C 00050 E		HBD52D 2PT4S0000C 00050 E		HBD53D 3PT4S0000C 00050 E			
 50AF 10kA Plug-in type	10A	HBD51HD 1PT4S0000C 00010 E	108	HBD52HD 2PT4S0000C 00010 E	54	HBD53HD 3PT4S0000C 00010 E	36	MCCB	M1
	15A	HBD51HD 1PT4S0000C 00015 E		HBD52HD 2PT4S0000C 00015 E		HBD53HD 3PT4S0000C 00015 E			
	20A	HBD51HD 1PT4S0000C 00020 E		HBD52HD 2PT4S0000C 00020 E		HBD53HD 3PT4S0000C 00020 E			
	30A	HBD51HD 1PT4S0000C 00030 E		HBD52HD 2PT4S0000C 00030 E		HBD53HD 3PT4S0000C 00030 E			
	40A	HBD51HD 1PT4S0000C 00040 E		HBD52HD 2PT4S0000C 00040 E		HBD53HD 3PT4S0000C 00040 E			
	50A	HBD51HD 1PT4S0000C 00050 E		HBD52HD 2PT4S0000C 00050 E		HBD53HD 3PT4S0000C 00050 E			
 50AF 5kA Lug-to-lug type	10A	HBD51 1PT4S0000C 00010 E	108	HBD52 2PT4S0000C 00010 E	54	HBD53 3PT4S0000C 00010 E	36	MCCB	M1
	15A	HBD51 1PT4S0000C 00015 E		HBD52 2PT4S0000C 00015 E		HBD53 3PT4S0000C 00015 E			
	20A	HBD51 1PT4S0000C 00020 E		HBD52 2PT4S0000C 00020 E		HBD53 3PT4S0000C 00020 E			
	30A	HBD51 1PT4S0000C 00030 E		HBD52 2PT4S0000C 00030 E		HBD53 3PT4S0000C 00030 E			
	40A	HBD51 1PT4S0000C 00040 E		HBD52 2PT4S0000C 00040 E		HBD53 3PT4S0000C 00040 E			
	50A	HBD51 1PT4S0000C 00050 E		HBD52 2PT4S0000C 00050 E		HBD53 3PT4S0000C 00050 E			
 50AF 10kA Lug-to-lug type	10A	HBD51H 1PT4S0000C 00010 E	108	HBD52H 2PT4S0000C 00010 E	54	HBD53H 3PT4S0000C 00010 E	36	MCCB	M1
	15A	HBD51H 1PT4S0000C 00015 E		HBD52H 2PT4S0000C 00015 E		HBD53H 3PT4S0000C 00015 E			
	20A	HBD51H 1PT4S0000C 00020 E		HBD52H 2PT4S0000C 00020 E		HBD53H 3PT4S0000C 00020 E			
	30A	HBD51H 1PT4S0000C 00030 E		HBD52H 2PT4S0000C 00030 E		HBD53H 3PT4S0000C 00030 E			
	40A	HBD51H 1PT4S0000C 00040 E		HBD52H 2PT4S0000C 00040 E		HBD53H 3PT4S0000C 00040 E			
	50A	HBD51H 1PT4S0000C 00050 E		HBD52H 2PT4S0000C 00050 E		HBD53H 3PT4S0000C 00050 E			

Mini molded case circuit breaker

Rating	Code	Unit (EA)	Rating	Code	Unit (EA)	Category
HiBC32S 1.5kA, 2P (2P1E)	10A	100	HiBC32SC 1.5kA, 2P (2P1E) with plastic case	10A	200	MCCB M1
	15A			HIBC32SC 2PT4S0000C 00015 E		
	20A			HIBC32SC 2PT4S0000C 00020 E		
	30A			HIBC32SC 2PT4S0000C 00030 E		

Plastic case for HiBC32S

Order	Code	HiBC32S COVER
	Unit	200EA
	Category	MCCB / MB
Dimensions (mm)		43(W) × 100(H) × 49.7(D)

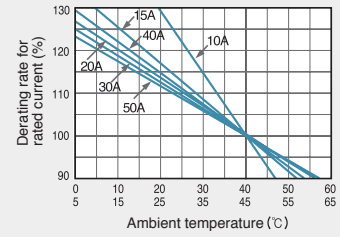
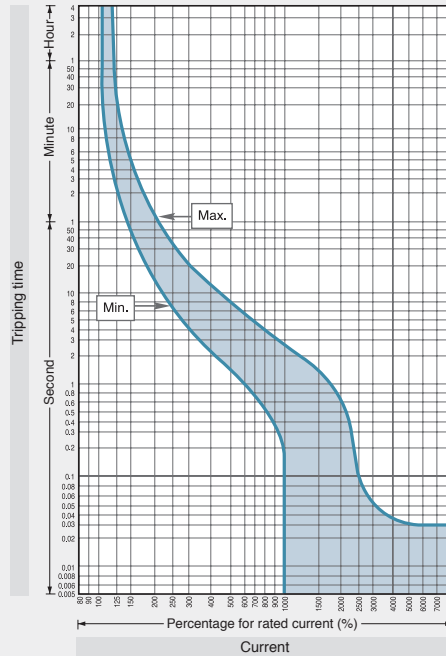


HBD breaker / 5-10kA 10-100A

Tripping & temperature derating curves



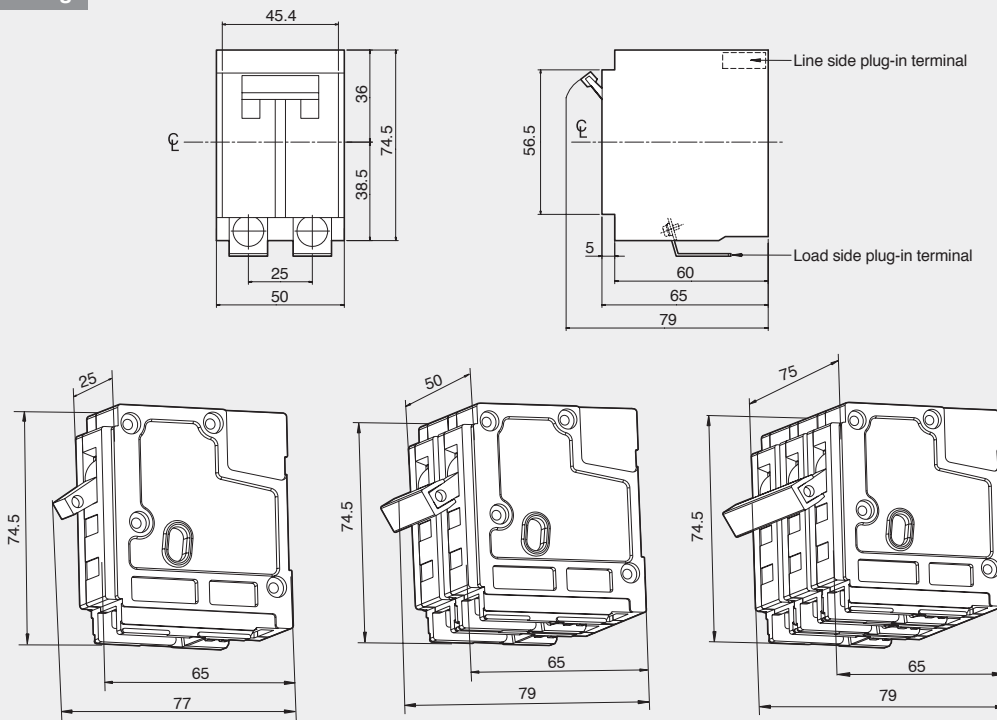
- HBD51D
- HBD52D
- HBD53D
- HBD51HD
- HBD52HD
- HBD53HD



Dimensions

(Unit: mm)

Direct mounting

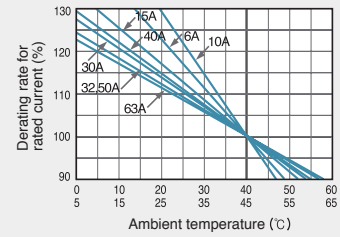
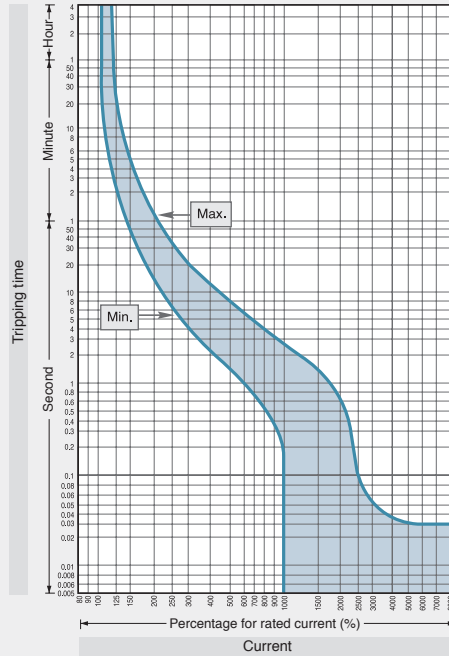


※ \ominus : Center line \parallel : Handle center line



- HBD51
- HBD52
- HBD53
- HBD51h
- HBD52h
- HBD53h

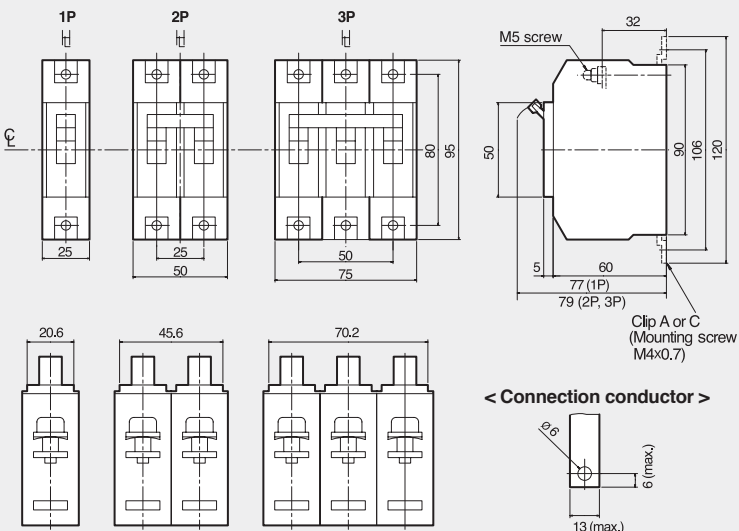
■ Tripping & temperature derating curves



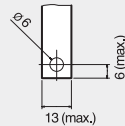
■ Dimensions

(Unit: mm)

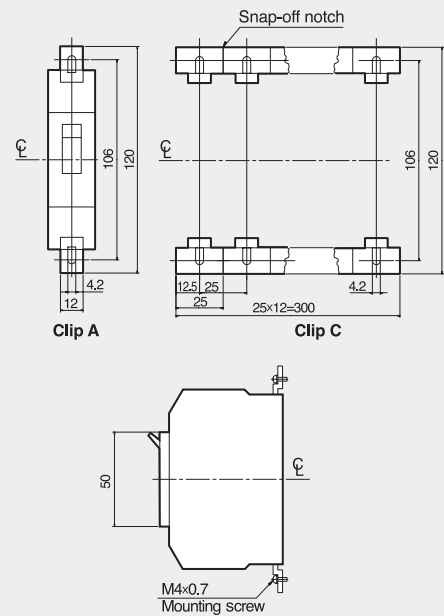
Direct mounting



< Connection conductor >



< Terminal connection >



- ※ - 2 pieces Clip A are supplied for each pole. The distance between Clips of multi-pole breaker is 25mm.
- When you use Clip C, we recommend to screw it down at 4 or 5 pole intervals. Clip C has a snap-off notch, so you can adjust it as required.

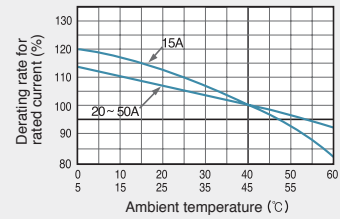
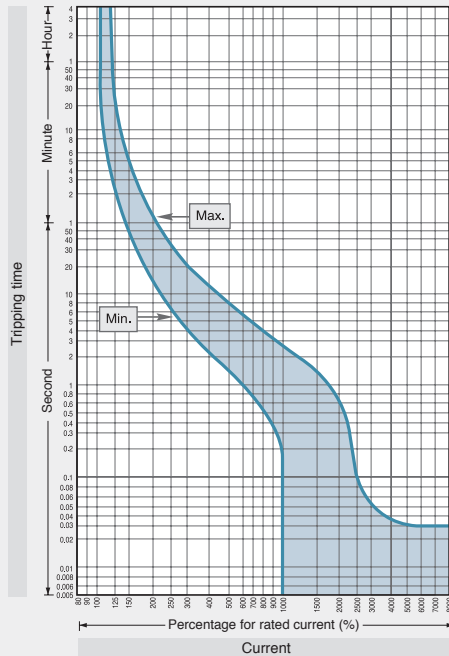
※ \ominus : Center line \parallel : Handle center line

HBD breaker / 5-10kA 10-100A



- HBD101HC
- HBD102HC
- HBD103HC

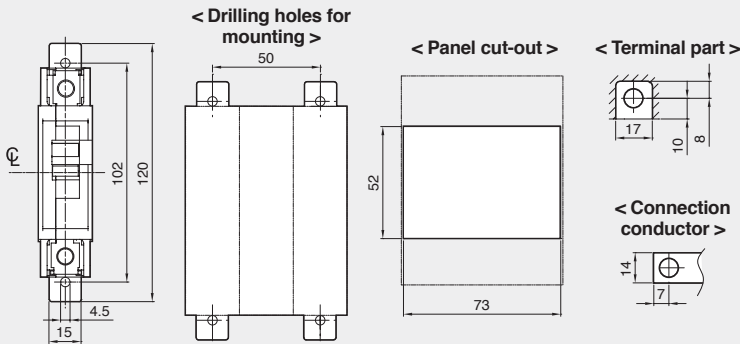
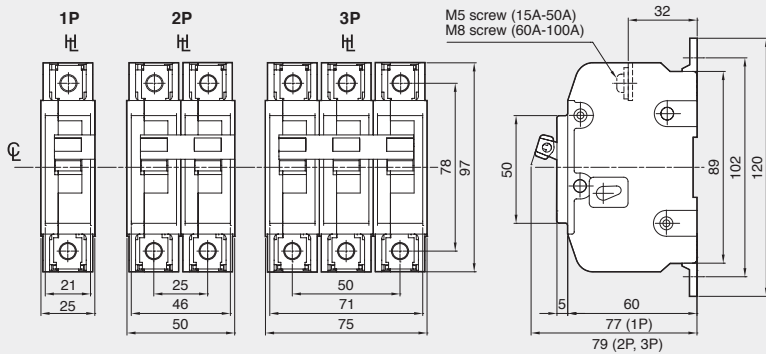
Tripping & temperature derating curves



Dimensions

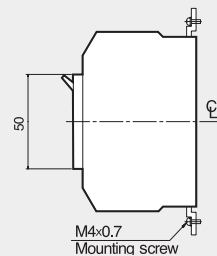
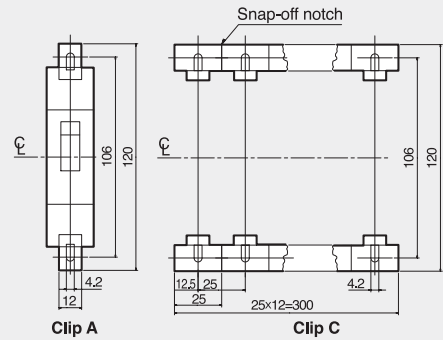
(Unit: mm)

Direct mounting



※ \ominus : Center line H : Handle center line

< Terminal connection >



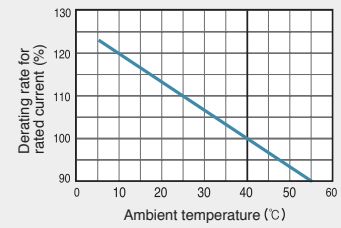
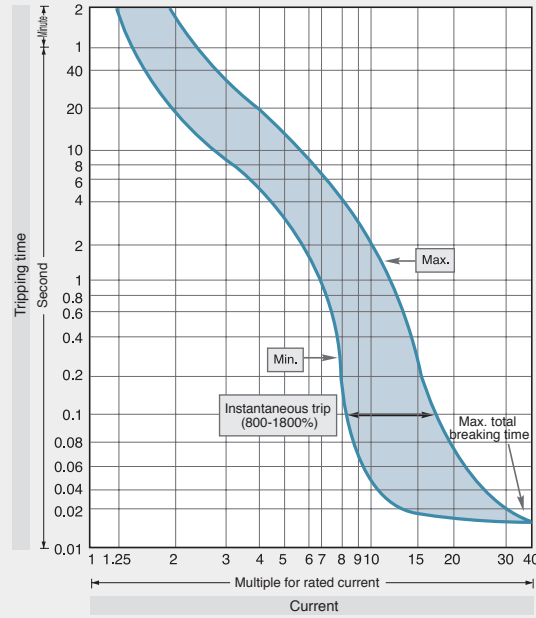
- ※ - 2 pieces Clip A are supplied for each pole. The distance between Clips of multi-pole breaker is 25mm.
- When you use Clip C, we recommend to screw it down at 4 or 5 pole intervals. Clip C has a snap-off notch, so you can adjust it as required.

HiBC breaker / 30AF 1.5kA 10-30A



• HBC32S

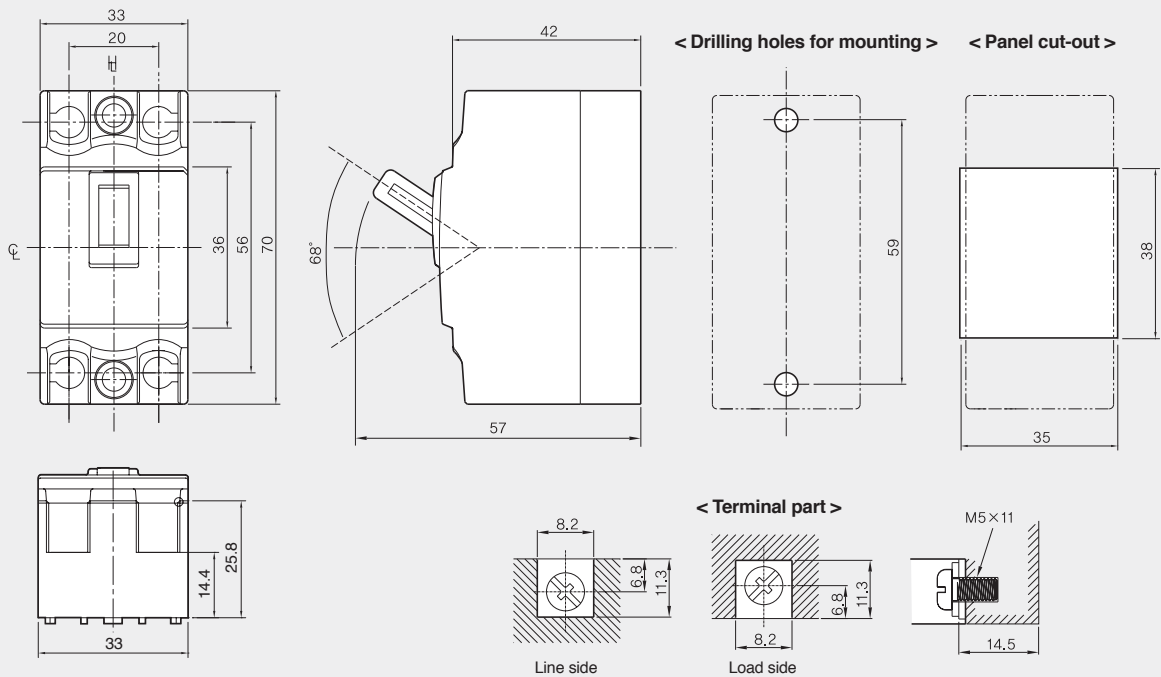
■ Tripping & temperature derating curves



■ Dimensions

(Unit: mm)

Direct mounting



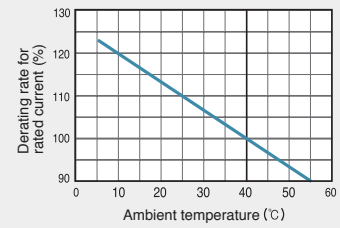
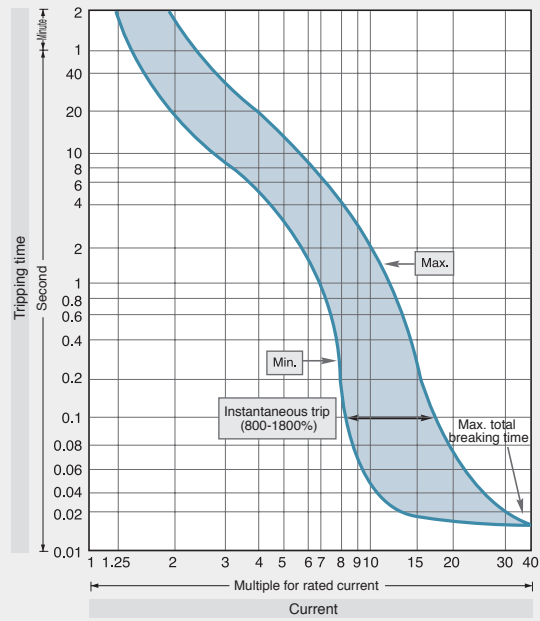
※ \odot : Center line \parallel : Handle center line

HiBC breaker / 30AF 1.5kA 10-30A



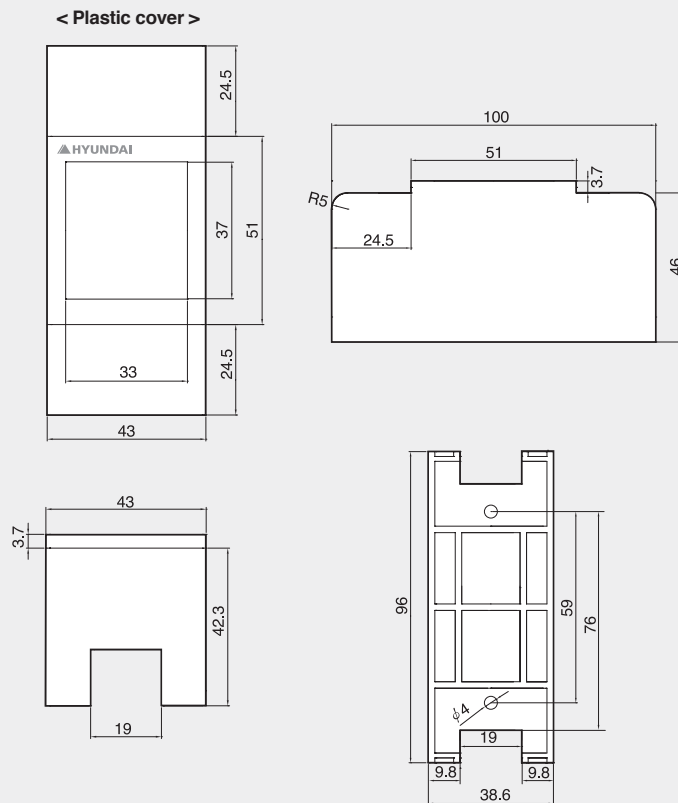
• HiBC32SC

■ Tripping & temperature derating curves



■ Dimensions

(Unit: mm)



**HANDLING INSTRUCTION &
INSPECTION AND MAINTENANCE**

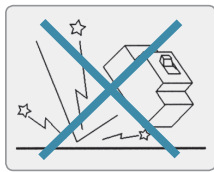
Handling instruction

| Storage |

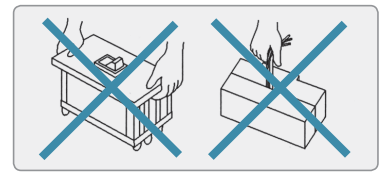
- Do not expose to corrosive gases.
- Do not expose to harmful gases including sulfur, ammonia and so on.
- Do not expose to high humidity for a long period.
- Do not expose to direct sunlight for a long period.
- Store at -20°C to +60°C without dust and humidity.
- Keep the handle in OFF position.

| Transportation |

- Do not drop or apply shock during transportation. These can cause malfunctions in the breaker.




- Hold the breaker body for transportation. Do not hold terminal bus bar or external lead cable of accessories.



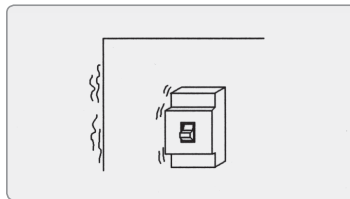
| Standard operating condition for normal performance |

Ambient temperature	-5°C – +40°C, the average temperature for 24 hours shall not exceed 35°C
Relative humidity	45 - 85%
Vibration & shock	without excessive vibration and shock
Altitude	up to 2,000m
Surrounding	without excessive water vapor, oil vapor, smoke, dust, salts and corrosive materials


| Installation and connection |



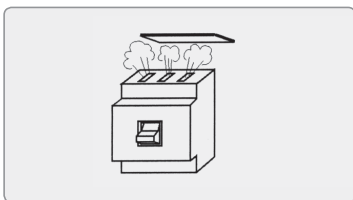
- **Keep away from direct sunlight.**
High temperatures can cause malfunctions.



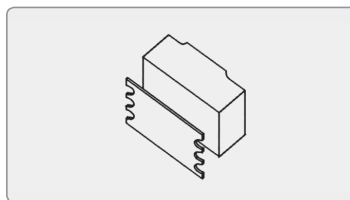
- **Avoid any vibration or shock.**
If vibration or shock is expected, install breaker with shock absorber.



- **Keep away from dust or metal pieces.**
When any work that accompanies dust or metal cutting is required, please cover the breaker first.

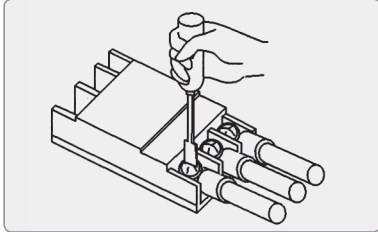


- **Do not cover the terminal part completely for arc exhaust.**
Otherwise the breaking capacity may be decreased.



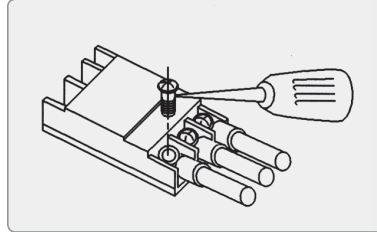
- **Do not take off the black insulation plate in back side of breaker.**
Otherwise insulation shall be decreased or not secured.

| Installation and connection |



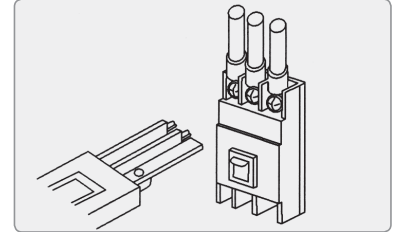
- **Tighten the terminal screws to proper torque specified in manual.**

The loose connection may cause overheating, and excessive torque may damage screws and terminal parts.



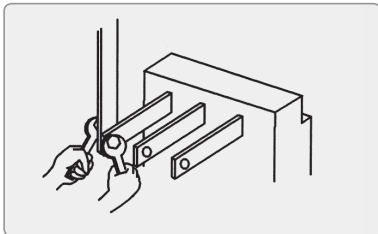
- **Do not apply lubricant on terminal parts.**

The lubricant lets screws loose and overheating occurs.



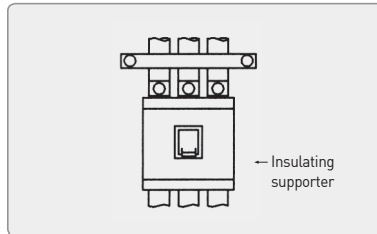
- **Insulate exposed conductors.**

To prevent short-circuit, be sure to insulate exposed conductors by interpole barrier, terminal cover, insulating tube, insulating tape and so on.



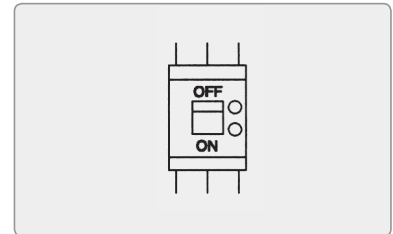
- **Do not modify the shape of studs or terminal accessories.**

Excessive force to stud and terminal accessories should also be avoided.



- **Fix each conductor in parallel.**

Short-circuit current can occur electromagnetic force between conductors, so each conductor is required to fixed firmly in parallel.



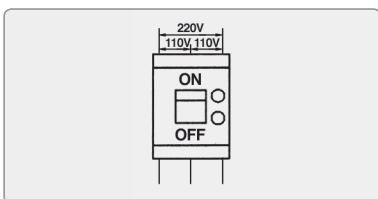
- **Reverse feeding of earth leakage circuit breaker is not allowed.**

In case of reverse feeding, power is supplied to circuit even the breaker trips, and it shall damage trip coil.

[Electromagnetic force per 1m conductor at 3 phase short-circuit] (Unit : N [kgf])

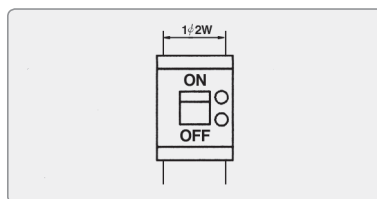
Short-circuit current / Internal power factor (kA)	Distance between conductors	
	10cm	20cm
10/0.4	490/50	245/25
18/0.3	1863/190	932/95
25/0.2	4412/450	2206/225
35/0.23	8630/880	4315/440
42/0.2	12455/1270	6277/635
50/0.2	17652/1800	8826/900
65/0.2	29910/3050	14955/1525
85/0.2	51190/5220	25595/2510
100/0.2	70804/7220	35402/3610
125/0.2	110815/11300	55408/5650

| Connection of earth leakage circuit breaker |



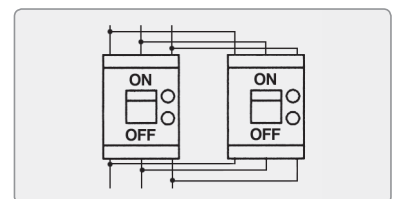
- **Single phase three line circuit**

Power line shall be connected to both side poles of breaker, and neutral line to middle pole.



- **Single phase two line circuit**

Circuit shall be connected to both side poles of breaker, and middle pole shall not be connected.



- **Parallel connection is not allowed.**

Parallel connection causes current unbalance, malfunction and trip coil damage.

Inspection and Maintenance

| Initial inspection |

- Please check the following prior to breaker operation.

Check point
Terminal part shall be clean from dust, metal pieces and so on.
Breaker shall not have any crack or damages.
There should be non condensation on terminal parts.
Insulation resistance should be more than 5MΩ.
Terminal screws shall be tightened with specified torque.

| Dielectric test |

- The test shall be done in these conditions.

Main circuit		Secondary and control circuit	
Rated insulation voltage (Ui)	Test voltage	Rated insulation voltage (Uis)	Test voltage
$U_i \leq AC300V$	AC2000V	$U_{is} \leq AC60V$	AC1000V
$AC300V < U_i \leq AC600V$	AC2500V	$AC60V < U_{is} \leq AC60V$	$2U_{is} + AC1000V$ (Max. AC1500V)

- Test for earth leakage circuit breaker

Test Measuring parts		Insulation resistance test		Dielectric test	
		Handle position		Handle position	
		ON	OFF	ON	OFF
Charging parts and earth		○	○	○	○
R and S phase, S and T phase		○	○	○	○
R and T phase	Line side	×	○	×	○
	Load side	×	×	×	×
Power and line side terminal		-	○	-	○

- Insulation resistance test
 - Please use AC500V insulation resistance tester.
 - Do not measure between R and T phase. Measuring does not cause damage unless AC1000V is applied.
 - The measured resistance value shall be almost 0Ω.
- Dielectric test
 - Do not apply test voltage, if test voltage is applied by mistake, the breaker can not be used.

| Periodic inspection |

- In order to maintain the performance of breaker and prevent the unpredicted accident, the inspection shall be accompanied after installation and operation.
- Once after one month of operation, thereafter as below.

Circumstance		Inspection cycle after installation
Normal	Clean air, no humidity	within 10 years : once 2-3 year more than 10 years : once a year more than 15 years : once 6 month
	Dust but no corrosive gas	within 10 years : once a year more than 10 years : once 6 month more than 15 years : once a month
Bad	Sulfurous gas, salinity, vapor	within 5 years : once 6 year more than 5 years : once a month
	Excessive corrosive gas	once a month

| Inspection and processing after breaking of fault current |

- If there is no pollution in arc exhaust parts and no other abnormality, the breaker can be re-used.
- When carbonizing symptom is found around arc exhaust parts, please measure insulation resistance. If the resistance value is more than $5M\Omega$, no dielectric breakdown at withstand test voltage and no excessive temperature rise of terminal parts, then the breaker can be re-used.
- If the handle part is carbonized or there is metallic melting in internal of breaker, please replace it with a new one.

Inspection and Maintenance

| Troubleshooting |

- In case of any abnormality during breaker operation, please handle it as below.
- For cases not mentioned in below, please contact us.

• Molded case circuit breaker

Symptom and possible cause		Troubleshooting
Overheating	<ul style="list-style-type: none"> • High temperature of terminal part • Damage in insulation part of terminal 	<ul style="list-style-type: none"> • Loose connection between terminal and conductor • Heating by resistance increase of conductor • Heating from connection part between terminal bus bar and breaker
	<ul style="list-style-type: none"> • High temperature of breaker body 	<ul style="list-style-type: none"> • Heating by resistance increase of conductor • Loose internal assembly screws • Increase of current density from cable disconnection
Inferior dielectric	<ul style="list-style-type: none"> • Abnormal voltage of load side 	<ul style="list-style-type: none"> • Excessive contact abrasion • Foreign substances on contact • Corrosion of conductor by excessive ON-OFF or corrosive gas
Inability of operation	<ul style="list-style-type: none"> • Inability of ON and RESET 	<ul style="list-style-type: none"> • Inability of reset after trip • Non-energized UVT • Insufficient cooling of trip unit
		<ul style="list-style-type: none"> • Corrosion, damage or deformation of bimetal • Abnormality or damage in mechanism • Exhaustion of durability • Contact melting by excessive high breaking current
Frequent trip	<ul style="list-style-type: none"> • Trip at under rated current 	<ul style="list-style-type: none"> • High ambient temperature
		<ul style="list-style-type: none"> • Heating by loose terminal screw connection • Heating from inside of breaker
		<ul style="list-style-type: none"> • Smaller connection conductor than specified size
	<ul style="list-style-type: none"> • Trip at operational current 	<ul style="list-style-type: none"> • Trip at start-up inrush current • Trip at change-over in star-delta operation • Instantaneous trip at reverse feeding
	<ul style="list-style-type: none"> • Instantaneous trip at high start-up inrush current • Instantaneous trip at long start-up inrush current 	<ul style="list-style-type: none"> • Adjust the instantaneous trip setting or replace with a higher current breaker • Replace with a higher current breaker
	<ul style="list-style-type: none"> • Short-circuit between motors • Misconnection of SHT, UVT control circuit 	<ul style="list-style-type: none"> • Repair or replace motors • Inspect circuit wiring
Malfunction	<ul style="list-style-type: none"> • Non trip at the current higher than specified 	<ul style="list-style-type: none"> • Current breaking by line side fuse or low coordination with primary breaker
		<ul style="list-style-type: none"> • Extremely low ambient temperature
		<ul style="list-style-type: none"> • Out of rated frequency

• Earth leakage circuit breaker

Symptom and possible cause		Troubleshooting
Malfunction	• Earth leakage test button is projected as soon as the breaker is ON	• Earth leakage current higher than trip current since increase of earth interruption capacity depending on wire length
		• Parallel connection • Mis-connection or disconnection of neutral line
	• Trip during normal operation	• Excessive surge • Induction noise by high current generating line • Noise of electromagnetic waves
		• Adjust the residual current • Install the breaker closer to the load
		• Inspect the connection and wiring
		• Remove or keep away from causes

• Accessories

Symptom and possible cause		Troubleshooting
Inability of operation or malfunction	• Shunt trip (SHT)	• Voltage drop of control circuit
		• Coil damage by different voltage and malfunction of coil protection limit switch
	• Under voltage trip (UVT)	• Inferior mechanism
		• Different rated operational voltage
	• Auxiliary switch (AUX) and trip alarm switch (ALT)	• Damage in contact or contact operation at the current higher than rated current
		• Inferior mechanism
		• Adjust voltage to rated level
		• Replace with a new breaker
		• Replace with a new breaker
		• Apply the rated voltage to UVT
		• Repair or replace with a new breaker
		• Replace with a new breaker



www.hyundai-elec.com



ELECTRO ELECTRIC SYSTEMS

Head Office	1000, Bangeojinsunhwan-doro, Dong-gu, Ulsan, Korea Tel: 82-52-202-8101-8 Fax: 82-52-202-8100
Seoul (Sales & Marketing)	75, Yulgok-ro, Jongno-gu, Seoul, Korea Tel: 82-2-746-8519, 7620, 7492 Fax: 82-2-746-7441
Atlanta	6100 Atlantic Boulevard, Norcross, GA 30071, USA Tel: 1-678-823-7839 Fax: 1-678-823-7553
London	2nd Floor, The Triangle, 5-17 Hammersmith Grove London, W6 0LG, UK Tel: 44-20-8741-0501 Fax: 44-20-8741-5620
Moscow	World Trade Center, Ent. 3# 1902, Krasnopresnenskays Nab. 12, Moscow, 123610, Russia Tel: 7-495-258-1381 Fax: 7-495-258-1382
Madrid	Paseo De La Castellana 216, Planta 0, 28046 Madrid, Spain Tel: 34-91-732-0454, 733-6069 Fax: 34-91-733-2389
Tokyo	8th Floor, North Tower Yurakucho Denki Bldg., 1-7-1 Yuraku-cho, Chiyoda-ku, Tokyo 100-0006, Japan Tel: 81-3-3211-4792 Fax: 81-3-3216-0728
Osaka	1-Room 5th Floor Nagahori Plaza Bldg. 2-4-8 Minami Senba, Chuo-ku, Osaka, 542-0081, Japan Tel: 81-6-6261-5766-7 Fax: 81-6-6261-5818
Mumbai	5th Floor, East Quadrant, The IL & FS Financial Centre, Plot No. C-22, G-Block, Bandra-kurla Complex, Bandra(E), Mumbai 400 051, India Tel: 91-22-2653-3424 Fax: 91-22-2653-3429
Riyadh	Office No. 230, 2nd Floor, 4th Akariya Plaza Olaya Street, PO Box 8072, Riyadh 11485, Saudi Arabia Tel: 966-1-464-4696 Fax: 966-1-462-2352
Dubai	Unit 205, Building 4, Emaar Square, Sheikh Zayed Road, Pobox 252458, Dubai, UAE Tel: 971-4-425-7995 Fax: 971-4-425-7996
Kuwait	15th Floor, Al Sour Tower, Al Sour Street, Al-Qiblah, Kuwait Tel: 965-2291-5354 Fax: 965-2291-5355
Sofia	1271, Sofia 41, Rojen Blvd., Bulgaria Tel: 359-2-803-3200, 3220 Fax: 359-2-803-3203
Alabama	215 Folmar Parkway, Montgomery, AL 36105, USA Tel: 1-334-481-2000 Fax: 1-334-481-2098
Vladivostok	15, str. Potemkina, Artem, Primorskiy Krai, 692760, Russia Tel: 7-423-201-0110 Fax: 7-423-201-0110
Yangzhong	No.9 Xiandai Road, Xinba Scientific and Technologic Zone, Yangzhong, Jiangsu, P.R.C. Zip: 212212, China Tel: 86-511-8842-0666, 0212 Fax: 86-511-8842-0668, 0231